

**Class I + II lightning arrester**

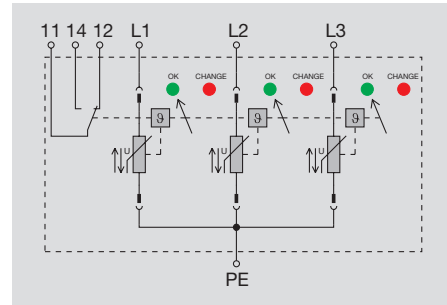
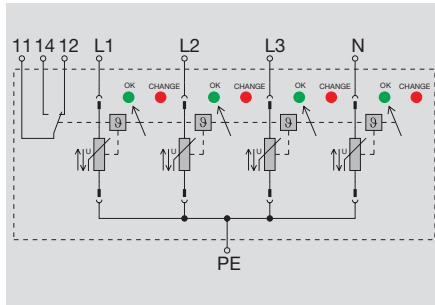
Combi-arrester

- Class I + II plug-in arrester for lightning protection equipotential bonding
- Suitable for lightning protection classes III and IV
- High discharge current with 12.5 kA (10/350 μs)
- Low residual voltage from <1.3 kV, thus also can be used for Class II surge protection
- High-power varistor, non-blow-out arrester
- No decoupling to class II and III arresters necessary
- Follow current need not be taken into account

**PU I 4/R 280V/12,5kA**



**PU I 3/R 280V/12,5kA**



F

**Technical data**

Technical data	
Rated voltage (AC)	230 V
max. continuous voltage, U <sub>c</sub> (AC)	280 V
Requirements class to IEC 61643-1	I+II (combination arrester)
Lightning test voltage I imp (10/350 μs)	12.5 kA
Charge, typical	6 As
Specific energy, per path	45 kJ/Ω
Short-circuit current extinction without back-up fuse	6 As
Short-circuit strength with max. back-up fuse	25 kA <sub>eff</sub>
Response time	≤ 25 ns
Fuse, max.	160 A gL
Protection level Up (typical)	< 1300 V
Optical function indicator	green = OK; red = arrester faulty, replace
Signalling contact	250 V 1A 1CO at PU I 4 R
Tightening torque range	2.5 Nm...3 Nm
Discharge current, max. (8/20 μs)	50 kA
Rated discharge current per path (8/20 μs)	30 kA
Temporary surge - U <sub>TOV</sub>	335 V
Design	4 unit widths; Installation housing
Ambient temperature (operational)	-40 ... 70°C
Storage temperature	-40 ... 70°C
Approvals	CE; ÖVE

230 V
280 V
I+II (combination arrester)
12.5 kA
6 As
45 kJ/Ω
6 As
25 kA <sub>eff</sub>
≤ 25 ns
160 A gL
< 1300 V
green = OK; red = arrester faulty, replace
250 V 1A 1CO at PU I 4 R
2.5 Nm...3 Nm
50 kA
30 kA
335 V
4 unit widths; Installation housing
-40 ... 70°C
-40 ... 70°C
CE; ÖVE

230 V
280 V
I+II (combination arrester)
12.5 kA
6 As
45 kJ/Ω
6 As
25 kA <sub>eff</sub>
≤ 25 ns
160 A gL
< 1300 V
green = OK; red = arrester faulty, replace
250 V 1A 1CO at PU I 3 R
2.5 Nm...3 Nm
50 kA
30 kA
335 V
3 unit widths; Installation housing
-40 ... 70°C
-40 ... 70°C
CE; ÖVE

**Dimensions**

Clamping range (rating- / min. / max.)	mm <sup>2</sup>	25 / 4 / 25
Length x width x height	mm	90 x 72 x 64

25 / 4 / 25
90 x 72 x 64

25 / 4 / 25
90 x 54 x 64

**Note**

**Ordering data**

Version
<b>Note</b>

Type	Qty.	Order No.
PU I 4 280V/12,5kA	1	8859000000
PU I 4 R 280V/12,5kA	1	8859020000
<b>Note</b>		
Additional rated voltages on request		

Type	Qty.	Order No.
PU I 3 280V/12,5kA	1	8859900000
PU I 3 R 280V/12,5kA	1	8859010000
<b>Note</b>		
Additional rated voltages on request		

**Accessories**

<b>Note</b>
-------------

Pluggable replacement arrester, PU I 0 280 V/12.5kA - 8859120000
--

Pluggable replacement arrester, PU I 0 280 V/12.5kA - 8859120000
--

## Surge protection for low-voltage supplies

## Class I + II lightning arrester

Combi-arrester

- Class I + II plug-in arrester for lightning protection equipotential bonding
- Suitable for lightning protection classes III and IV
- High discharge current with 12.5 kA (10/350  $\mu$ s)
- Low residual voltage from <1.3 kV, thus also can be used for Class II surge protection
- High-power varistor, non-blow-out arrester
- No decoupling to class II and III arresters necessary
- Follow current need not be taken into account

## PU I 2/R 280V/12,5kA

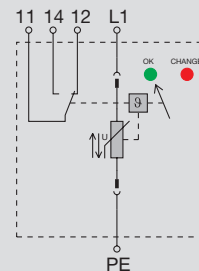
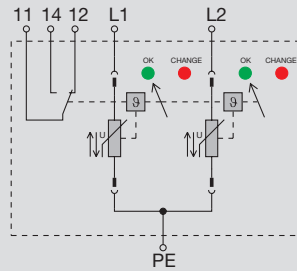


n

## PU I 1/R 280V/12,5kA



n



## Technical data

## Technical data

Rated voltage (AC)
max. continuous voltage, $U_c$ (AC)
Requirements class to IEC 61643-1
Lightning test voltage I imp (10/350 $\mu$ s)
Charge, typical
Specific energy, per path
Short-circuit current extinction without back-up fuse
Short-circuit strength with max. back-up fuse
Response time
Fuse, max.
Protection level $U_p$ (typical)
Optical function indicator
Signalling contact
Tightening torque range
Discharge current, max. (8/20 $\mu$ s)
Rated discharge current per path (8/20 $\mu$ s)
Temporary surge - $U_{TOV}$
Design
Ambient temperature (operational)
Storage temperature
Approvals

230 V
280 V
I+II (combination arrester)
12.5 kA
6 As
45 kJ/ $\Omega$
6 As
25 kA <sub>eff</sub>
$\leq 25$ ns
160 A gL
< 1300 V
green = OK; red = arrester faulty, replace
250 V 1 A 1CO at PU I 2 R
2.5 Nm...3 Nm
50 kA
30 kA
335 V
2 unit widths; Installation housing
-40 ... 70°C
-40 ... 70°C
CE; ÖVE

230 V
280 V
I+II (combination arrester)
12.5 kA
6 As
45 kJ/ $\Omega$
6 As
25 kA <sub>eff</sub>
$\leq 25$ ns
160 A gL
< 1300 V
green = OK; red = arrester faulty, replace
250 V 1 A 1CO at PU I 1 R
2.5 Nm...3 Nm
50 kA
30 kA
335 V
1 unit width; Installation housing
-40 ... 70°C
-40 ... 70°C
CE; ÖVE

## Dimensions

Clamping range (rating- / min. / max.)	mm <sup>2</sup>
Length x width x height	mm

25 / 4 / 25
90 x 36 x 64

25 / 4 / 25
90 x 18 x 64

## Note

## Ordering data

## Version

Type	Qty.	Order No.
PU I 2 280V/12,5kA	1	8859040000
PU I 2 R 280V/12,5kA	1	8859030000

Type	Qty.	Order No.
PU I 1 280V/12,5kA	1	8859050000
PU I 1 R 280V/12,5kA	1	8859060000

## Note

Additional rated voltages on request

Additional rated voltages on request

## Accessories

## Note

Pluggable replacement arrester, PU I 0 280 V/12.5kA - 8859120000

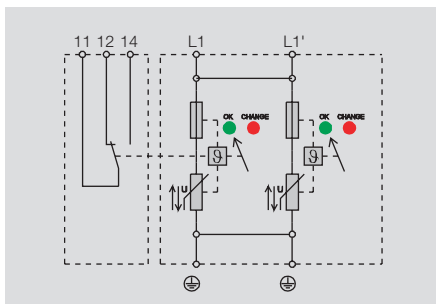
Pluggable replacement arrester, PU I 0 280 V/12.5kA - 8859120000

**Class I + II lightning arrester**

- Class I + II plug-in arrester for lightning protection equipotential bonding
- Suitable for lightning protection classes II, III and IV
- High discharge current of 16 kA (10/350  $\mu$ s) according to requirements of the VDE 0100-534 standard
- Low residual voltage from <1.3 kV, thus also can be used for Class II surge protection
- two pluggable high-power varistors with redundant functioning
- High-power varistor, non-blow-out arrester
- No decoupling to class II and III arresters necessary

**PU BC/BCR 16 kA / 280 V**

Can be used in all net-systems



**Technical data**

Technical data	
Rated voltage (AC)	230 V
max. continuous voltage, U <sub>c</sub> (AC)	280 V
Requirements class to IEC 61643-1	I+II (combination arrester)
Lightning test voltage I imp (10/350 $\mu$ s)	16 kA
Charge, typical	
Specific energy, per path	64 kJ/ $\Omega$
Short-circuit current extinction without back-up fuse	
Short-circuit strength with max. back-up fuse	25 kA <sub>eff</sub>
Response time	$\leq$ 25 ns
Fuse, max.	160 A gL
Protection level U <sub>p</sub> (typical)	1300 V
Optical function indicator	green = OK; red = arrester faulty, replace
Signalling contact	250 V 1A 1CO at PU BCR
Tightening torque range	4,5 Nm
Discharge current, max. (8/20 $\mu$ s)	60 kA
Rated discharge current per path (8/20 $\mu$ s)	
Temporary surge - U <sub>TOV</sub>	335 V
Design	Installation housing
Ambient temperature (operational)	-40 ... 60°C
Storage temperature	-40 ... 80°C
Approvals	CE; ÖVE

230 V
280 V
I+II (combination arrester)
16 kA
64 kJ/ $\Omega$
25 kA <sub>eff</sub>
$\leq$ 25 ns
160 A gL
1300 V
green = OK; red = arrester faulty, replace
250 V 1A 1CO at PU BCR
4,5 Nm
60 kA
335 V
Installation housing
-40 ... 60°C
-40 ... 80°C
CE; ÖVE

**Dimensions**

Clamping range (rating- / min. / max.)	mm <sup>2</sup>
Length x width x height	mm

without telecomm. contact	with telecomm. contact
10 / 6 / 50	10 / 6 / 50
90 x 36 x 61	90 x 54 x 61

**Note**

**Ordering data**

Version	
	without telecomm. contact
	with telecomm. contact

Type	Qty.	Order No.
PU BC 16kA/280V	1	8805440000
PU BCR 16kA/280V	1	8805450000

**Note**

**Accessories**

Note
Plug-in spare arrester PU 0 BC 280 V: 8805470000 Cross-connectors see F.12

Plug-in spare arrester PU 0 BC 280 V: 8805470000 Cross-connectors see F.12
---