

Feed-through terminals


When using ATEX certified components in hazardous area applications the installation instructions and the rated data for accessories in the technical appendix must be considered.

width x length x height with TS 35 x 7.5 mm
 max. current / max. cond. cross-section A/mm²
 max. clamping range mm²

PDU 2.5/4

4 mm²

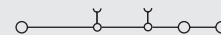
5.1 x 52 x 38
 / 6
0.13 ... 6



PDU 2.5/4 3AN

4 mm²

5.1 x 66 x 38
 / 6
0.13 ... 6



Technical data

Rated data	
Rated voltage	V
Rated current	A
Rated cross-section	mm ²
Rated impulse withstand voltage / Pollution severity	kV/-
Gauge to IEC 60947-1 / UL94 Flammability class	
Approvals	

Clamped conductors (H05V/H07V)	
Solid / stranded	mm ²
Flexible / Flexible with wire end ferrule	mm ²
Tightening torque range (clamping screw)	Nm
Stripping length / Blade size	mm / -

Note

Ordering data

Version	
	dark beige Wemid
	blue Wemid

Note

Accessories

Cross-connection, pluggable	
	2-pole
	3-pole
	4-pole
	10-pole
	20-/24-pole

End plate / Partition plate	
	dark beige Wemid
	blue Wemid

End bracket	
	dark beige Wemid

Test adapter	
For testing wired terminal strips	Standard
	with spigot

Screwdrivers	
	with cutting device "swifty set"
	Standard

Reducing sleeves	
	for conductors < 0.5 mm / AWG 20
	for conductors < 1.0 mm / AWG 18

Cover	
	with lightning flash symbol
	blank

Labelling systems	
	(see large assortment in catalogue 7)
	Marking tags

For detailed information on other accessories and applications see "Accessories"

IEC 60947-7-1

IEC	UL	CSA	EN 60079-7
800	600	600	
32	30	30	
4	AWG 26... 10	AWG 26... 10	
		8 / 3	
		/ V-0	

Rated connection	further connection
0.5...6	
0.5...4 / 0.5...4	
12 / 3.0 x 0.5	

Note

IEC 60947-7-1

IEC	UL	CSA	EN 60079-7
800	600	600	
32	30	30	
4	AWG 26... 10	AWG 26... 10	
		8 / 3	
		/ V-0	

Rated connection	further connection
0.5...6	
0.5...4 / 0.5...4	
12 / 3.0 x 0.5	

Note

PDU 2.5/4 4AN


4 mm²

PDU 6/10

10 mm²

PDU 6/10 3AN

10 mm²




5.1 x 78 x 38
/ 6
0.13 ... 6

IEC 60947-7-1

IEC	UL	CSA	EN 60079-7
800	600	600	
32	30	30	
4	AWG 26... 10	AWG 26... 10	
	8 / 3		
	/ V-0		

Rated connection	further connection
0.5...6	
0.5...4 / 0.5...4	
12 / 3.0 x 0.5	




8.1 x 64 x 40
/ 10
1.5 ... 10

IEC 60947-7-1

IEC	UL	CSA	EN 60079-7
800	600		
57			
10	AWG 16... 8	AWG 16... 8	
	8 / 3		
	/ V-0		

Rated connection	further connection
1.5...10	
1.5...10 / 1.5...10	
14 / 0.6 x 3.5	



8.1 x 82 x 40
/ 10
1.5 ... 10

IEC 60947-7-1

IEC	UL	CSA	EN 60079-7
800	600		
57			
10	AWG 16... 8	AWG 16... 8	
	8 / 3		
	/ V-0		

Rated connection	further connection
1.5...10	
1.5...10 / 1.5...10	
14 / 0.6 x 3.5	

Type	Qty.	Order No.
PDU 2.5/4/4AN	100	1896130000
PDU 2.5/4/4AN BL	50	1896250000

Type	Qty.	Order No.
PDU 6/10	50	1896140000
PDU 6/10 BL	25	1896270000

Type	Qty.	Order No.
PDU 6/10/3AN	50	1896150000
PDU 6/10/3AN BL	50	1896280000

Type	Current [A]	Qty.	Order No.
ZQV 2.5/2	24	60	1608860000
ZQV 2.5/3	24	60	1608870000
ZQV 2.5/4	24	60	1608880000
ZQV 2.5/10	24	20	1608940000
ZQV 2.5/20	24	20	1908960000

Type	Current [A]	Qty.	Order No.
ZQV 6N/2	60	60	1906210000
ZQV 6N/3	60	60	1906220000
ZQV 6N/4	60	60	1906230000
ZQV 6N/20	20	20	1906240000

Type	Current [A]	Qty.	Order No.
ZQV 6N/2	60	60	1906210000
ZQV 6N/3	60	60	1906220000
ZQV 6N/4	60	60	1906230000
ZQV 6N/20	20	20	1906240000

width [mm]	Qty.	Order No.
PAP 2.5/4/4AN	3 50	1896320000

width [mm]	Qty.	Order No.
PAP PDU6/10	3 20	1896330000

width [mm]	Qty.	Order No.
PAP PDU6/10/3AN	3 20	1896340000

width [mm]	Qty.	Order No.
ZEW 35	6 20	9540000000

width [mm]	Qty.	Order No.
ZEW 35	6 20	9540000000

width [mm]	Qty.	Order No.
ZEW 35	6 20	9540000000

PTA PDU2.5/4	25	1916180000
PTA ZA PDU2.5/4	25	1916190000

SD 0.5x3.0x80	1	9008320000
---------------	---	-------------------

SD 0.5x3.0x80	1	9008320000
---------------	---	-------------------

PRH 2.5/4/1	100	1916410000
PRH 2.5/4/2	100	1916400000

PAD 6/10/4	80	1916160000
------------	----	-------------------

PAD 6/10/4	80	1916160000
------------	----	-------------------

DEK 5 / WS 10/5

WS 10/8 MC NEUTRAL

WS 10/8 MC NEUTRAL

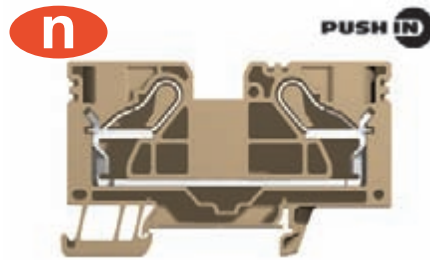
Feed-through terminals

B

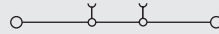
When using ATEX certified components in hazardous area applications the installation instructions and the rated data for accessories in the technical appendix must be considered.

width x length x height with TS 35 x 7.5 mm
 max. current / max. cond. cross-section A/mm²
 max. clamping range mm²

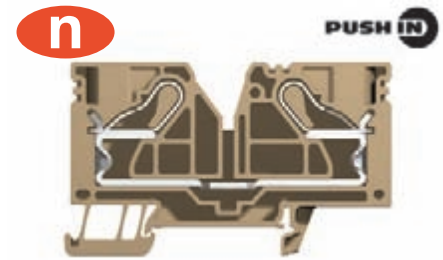
PDU 16

16 mm²

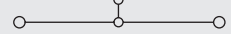
12 x 78 x 48
/ 16
2.5 ... 16



PEI 16

16 mm²

15 x 78 x 48
/ 16
2.5 ... 16



Technical data

Rated data	
Rated voltage	V
Rated current	A
Rated cross-section	mm ²
Rated impulse withstand voltage / Pollution severity	kV/-
Gauge to IEC 60947-1 / UL94 Flammability class	
Approvals	
Clamped conductors (H05V/H07V)	
Solid / stranded	mm ²
Flexible / Flexible with wire end ferrule	mm ²
Tightening torque range (clamping screw)	Nm
Stripping length / Blade size	mm / -

IEC	UL	CSA	EN 60079-7
800	600	600	
76			
16	AWG 12... 5	AWG 12... 5	
		8 / 3	
		/ V-0	

IEC	UL	CSA	EN 60079-7
800	600	600	
76			
16	AWG 12... 5	AWG 12... 5	
		8 / 3	
		/ V-0	

Rated connection	further connection
2.5...16	
2.5...16 / 2.5...16	
14 / 1.0 x 5.5	

Rated connection	further connection
2.5...16	
2.5...16 / 2.5...16	
14 / 1.0 x 5.5	

Note

Ordering data

Version
dark beige Wemid
blue Wemid


Note

Type	Qty.	Order No.
PDU 16	25	1896400000
PDU 16 BL	10	1896220000

Type	Qty.	Order No.
PEI 16	25	1918780000
PEI 16 BL	25	1918790000

Terminal supplied with end plate.
Separate end plate not required.

Accessories

Cross-connection, pluggable
 2-pole
3-pole
4-pole
10-pole
20-/24-pole


End plate / Partition plate
dark beige Wemid
blue Wemid

End bracket
dark beige Wemid

Test adapter
For testing wired terminal strips
Standard with spigot

Screwdrivers
with cutting device "swifty set"
Standard

Reducing sleeves
for conductors < 0.5 mm / AWG 20
for conductors < 1.0 mm / AWG 18

Cover
 with lightning flash symbol
blank

Labelling systems
(see large assortment in catalogue 7)
Marking tags

For detailed information on other accessories and applications see "Accessories"

Type	Current [A]	Qty.	Order No.
ZQV 16/2	76	25	1739690000

width [mm]
PAP 16
3
10
1896290000

width [mm]
ZEW 35
6
20
9540000000

Type	Current [A]	Qty.	Order No.
SD 1.0x5.5x150		1	9008350000

Type	Current [A]	Qty.	Order No.
SD 1.0x5.5x150		1	9008350000

Type	Current [A]	Qty.	Order No.
PAD 16/4		80	1916170000

Type	Current [A]	Qty.	Order No.
PAD 16/4		80	1916170000

Type	Current [A]	Qty.	Order No.
WS 12/8 MC NEUTRAL			

Type	Current [A]	Qty.	Order No.
ZQV 2.5/2	24	60	1608860000
ZQV 6N/3		60	1906220000

width [mm]
PAP 16
3
10
1896290000

width [mm]
ZEW 35
6
20
9540000000

Type	Current [A]	Qty.	Order No.
SD 1.0x5.5x150		1	9008350000

Type	Current [A]	Qty.	Order No.
SD 1.0x5.5x150		1	9008350000

Type	Current [A]	Qty.	Order No.
PAD 16/4		80	1916170000

Type	Current [A]	Qty.	Order No.
PAD 16/4		80	1916170000

Type	Current [A]	Qty.	Order No.
WS 12/8 MC NEUTRAL			

PPE 2.5/4

4 mm²

PPE 2.5/4 3AN

4 mm²



When using ATEX certified components in hazardous area applications the installation instructions and the rated data for accessories in the technical appendix must be considered.

width x length x height with TS 35 x 7.5	mm
max. current / max. cond. cross-section	A/mm ²
max. clamping range	mm ²

5.1 x 52 x 36	
/ 6	
0.13 ... 6	

5.1 x 66 x 36	
/ 6	
0.13 ... 6	

Technical data

Rated data	
Rated cross-section	mm ²
Rated voltage to adjacent terminal	V
Rated impulse withstand voltage to adjacent terminal	kV
Short-time withstand current	A
Pollution severity	
Gauge to IEC 60947-1 / UL94 Flammability class	
Approvals	

IEC 60947-7-2

IEC	UL	CSA	EN 60079-7
4	AWG 26... 10	AWG 26... 10	
800			
8			
	480 A (4 mm ²)		
	3		
	/ V-0		

IEC 60947-7-2

IEC	UL	CSA	EN 60079-7
4	AWG 26... 10	AWG 26... 10	
800			
8			
	480 A (4 mm ²)		
	3		
	/ V-0		

Clamped conductors (H05V/H07V)	
Solid / stranded	mm ²
Flexible / Flexible with wire end ferrule	mm ²
Tightening torque range (clamping screw)	Nm
Tightening torque range (fixing screw)	Nm
Stripping length / Blade size	mm / -

Rated connection	further connection
0.5...6	
0.5...4 / 0.5...4	
12 / 3.0 x 0.5	

Rated connection	further connection
0.5...6	
0.5...4 / 0.5...4	
12 / 3.0 x 0.5	

2 clamped cables with same cross-section (H05V/H07V)	
Solid / stranded	mm ²
Flexible / Flexible with wire end ferrule	mm ²

Note

Ordering data

Version	
	green/yellow Wernid

Type	Qty.	Order No.
PPE 2.5/4	50	1896170000

Type	Qty.	Order No.
PPE 2.5/4/3AN	50	1896200000

Note

Accessories

End plate	
	dark beige Wernid

Type	width [mm]	Qty.	Order No.
PAP 2.5/4	3	50	1896300000

Type	width [mm]	Qty.	Order No.
PAP 2.5/4/3AN	3	50	1896480000

End bracket	
	dark beige / beige

Type	width [mm]	Qty.	Order No.
ZEW 35	6	20	9540000000

Type	width [mm]	Qty.	Order No.
ZEW 35	6	20	9540000000

Testing / Checking	
For testing wired terminal strips	Standard with spigot

Screwdrivers	
	with cutting device "swifty set" Standard

Type	Qty.	Order No.
SD 0.5x3.0x80	1	9008320000

Type	Qty.	Order No.
SD 0.5x3.0x80	1	9008320000

Reducing sleeves	
for conductors < 0.5 mm ² / < AWG 20	PRH 2.5/4/1
for conductors < 1.0 mm ² / < AWG 18	PRH 2.5/4/2

Type	Qty.	Order No.
PRH 2.5/4/1	100	1916410000
PRH 2.5/4/2	100	1916400000

Type	Qty.	Order No.
PRH 2.5/4/1	100	1916410000
PRH 2.5/4/2	100	1916400000

PEN jumper	
	Inserted into TN-S distributor between N and PE terminals

Marking systems	
	(see large assortment in catalogue 7) Marking tags

Type	
	DEK 5 / WS 10/5

Type	
	DEK 5 / WS 10/5

For detailed information on other accessories and applications see "Accessories"

Modular PE terminals

B

When using ATEX certified components in hazardous area applications the installation instructions and the rated data for accessories in the technical appendix must be considered.

width x length x height with TS 35 x 7.5 mm
 max. current / max. cond. cross-section A/mm²
 max. clamping range mm²

Technical data

Rated data

Rated cross-section	mm ²
Rated voltage to adjacent terminal	V
Rated impulse withstand voltage to adjacent terminal	kV
Short-time withstand current	A
Pollution severity	
Gauge to IEC 60947-1 / UL94 Flammability class	
Approvals	

Clamped conductors (H05V/H07V)

Solid / stranded	mm ²
Flexible / Flexible with wire end ferrule	mm ²
Tightening torque range (clamping screw)	Nm
Tightening torque range (fixing screw)	Nm
Stripping length / Blade size	mm / -

2 clamped cables with same cross-section (H05V/H07V)

Solid / stranded	mm ²
Flexible / Flexible with wire end ferrule	mm ²

Note

Ordering data

Version	green/yellow Wernid
---------	---------------------

Note

Accessories

End plate	dark beige Wernid
-----------	-------------------

End bracket	dark beige / beige
-------------	--------------------

Testing / Checking

For testing wired terminal strips	Standard with spigot
-----------------------------------	----------------------

Screwdrivers

with cutting device "swifty set"	
Standard	

Reducing sleeves

for conductors < 0.5 mm ² / < AWG 20	
for conductors < 1.0 mm ² / < AWG 18	

PEN jumper

Inserted into TN-S distributor between N and PE terminals

Marking systems

(see large assortment in catalogue 7)
 Marking tags

For detailed information on other accessories and applications see "Accessories"

PPE 2.5/4 4AN

4 mm²

n

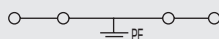
PUSH IN



5.1 x 78 x 36

/ 6

0.13 ... 6



IEC 60947-7-2

IEC	UL	CSA	EN 60079-7
4	AWG 26... 10	AWG 26... 10	
800			
8			
	480 A (4 mm ²)		
	3		
	/ V-0		

Rated connection

0.5...6
 0.5...4 / 0.5...4

12 / 3.0 x 0.5

PPE 6/10

10 mm²

n

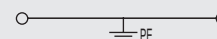
PUSH IN



7.9 x 66 x 40

/ 10

1.5 ... 10



IEC 60947-7-2

IEC	UL	CSA	EN 60079-7
10	AWG 16... 8	AWG 16... 8	
800			
8			
	1200 A (10 mm ²)		
	3		
	/ V-0		

Rated connection

1.5...10
 1.5...10 / 1.5...10

14 / 0.6 x 3.5

Type	Qty.	Order No.
PPE 2.5/4/4AN	50	1896160000

Type	Qty.	Order No.
PPE 6/10	25	1896180000

Type	width [mm]	Qty.	Order No.
PAP 2.5/4/4AN	3	50	1896320000

Type	width [mm]	Qty.	Order No.
PAP PDU6/10	3	20	1896330000

Type	width [mm]	Qty.	Order No.
ZEW 35	6	20	9540000000

Type	width [mm]	Qty.	Order No.
ZEW 35	6	20	9540000000

Type	Qty.	Order No.
SD 0.5x3.0x80	1	9008320000

Type	Qty.	Order No.
SD 0.5x3.0x80	1	9008320000

Type	Qty.	Order No.
PRH 2.5/4/1	100	1916410000
PRH 2.5/4/2	100	1916400000

DEK 5 / WS 10/5


WS 10/8 MC NEUTRAL

PPE 6/10 3AN

10 mm²

PPE 16

16 mm²



7.9 x 82 x 40
/ 10
1.5 ... 10

12.1 x 78 x 48
/ 16
2.5 ... 16

IEC 60947-7-2

IEC	UL	CSA	EN 60079-7
10	AWG 16... 8	AWG 16... 8	
800			
8			
	1200 A (10 mm ²)		
	3		
	/ V-0		

IEC 60947-7-2

IEC	UL	CSA	EN 60079-7
16	AWG 12... 5	AWG 12... 5	
800			
8			
	1920 A (16 mm ²)		
	3		
	/ V-0		

Rated connection	further connection
1.5...10	
1.5...10 / 1.5...10	

14 / 0.6 x 3.5

Rated connection	further connection
2.5...16	
2.5...16 / 2.5...16	

14 / 1.0 x 5.5

Type	Qty.	Order No.
PPE 6/10/3AN	25	1896190000

Type	Qty.	Order No.
PPE 16	10	1896210000

Type	width [mm]	Qty.	Order No.
PAP PDU6/10/3AN	3	20	1896340000

Type	width [mm]	Qty.	Order No.
PAP 16	3	10	1896290000

	width [mm]	Qty.	Order No.
ZEW 35	6	20	9540000000

	width [mm]	Qty.	Order No.
ZEW 35	6	20	9540000000

SD 0.5x3.0x80	1	9008320000
---------------	---	------------

SD 1.0x5.5x150	1	9008350000
----------------	---	------------

WS 10/8 MC NEUTRAL

WS 10/12 MC NEUTRAL

Double level terminals

When using ATEX certified components in hazardous area applications the installation instructions and the rated data for accessories in the technical appendix must be considered.

width x length x height with TS 35 x 7.5 mm
 max. current / max. cond. cross-section A/mm²
 max. clamping range mm²

Technical data

Rated data	
Rated voltage	V
Rated current	A
Rated cross-section	mm ²
Rated impulse withstand voltage / Pollution severity	kV/-
Gauge to IEC 60947-1 / UL94 Flammability class	
Approvals	

Clamped conductors (H05V/H07V)

Solid / stranded	mm ²
Flexible / Flexible with wire end ferrule	mm ²
Tightening torque range (clamping screw)	Nm
Stripping length / Blade size	mm / -

Note

Ordering data

Version	
	dark beige Wemid
	blue Wemid

Note

Accessories

Cross-connection, pluggable



2-pole	
3-pole	
4-pole	
10-pole	
20-/24-pole	

End plate / Partition plate

	dark beige Wemid
	blue Wemid

End bracket

	dark beige Wemid
--	------------------

Test adapter

For testing wired terminal strips

	Standard
	with spigot

Screwdrivers

	with cutting device "swifty set"
	Standard

Reducing sleeves

	for conductors < 0.5 mm / AWG 20
	for conductors < 1.0 mm / AWG 18

Cover



	with lightning flash symbol
	blank


Labelling systems

(see large assortment in catalogue 7)

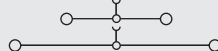
Marking tags

For detailed information on other accessories and applications see "Accessories"

PDK 2.5/4

4 mm²

5.1 x 81 x 58
/ 6
0.13 ... 6



IEC 60947-7-1

IEC	UL	CSA	EN 60079-7
800	600	600	
32			
4	AWG 26... 10	AWG 26... 10	
		8 / 3	
		/ V-0	

Rated connection

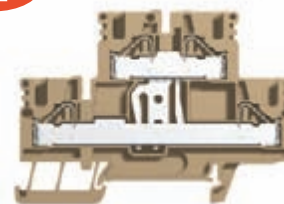
0.5...6

further connection

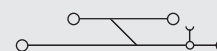
0.5...4 / 0.5...4

12 / 3.0 x 0.5

PDK 2.5/4 V

4 mm²

5.1 x 81 x 58
/ 6
0.13 ... 6



IEC 60947-7-1

IEC	UL	CSA	EN 60079-7
800	600	600	
32			
4	AWG 26... 10	AWG 26... 10	
		8 / 3	
		/ V-0	

Rated connection

0.5...6

further connection

0.5...4 / 0.5...4

12 / 3.0 x 0.5

Type	Qty.	Order No.
PDK 2.5/4V	50	1918730000
PDK 2.5/4V BL	50	1918680000

Note

Type	Current [A]	Qty.	Order No.
ZQV 2.5/2	24	60	1608860000
ZQV 2.5/3	24	60	1608870000
ZQV 2.5/4	24	60	1608880000
ZQV 2.5/10	24	20	1608940000
ZQV 2.5/20	24	20	1908960000

width [mm]

PAP PDK 2.5/4	3	100	1919720000
---------------	---	-----	------------

width [mm]

ZEW 35	6	20	9540000000
--------	---	----	------------

SD 0.5x3.0x80

1 9008320000

PRH 2.5/4/1

100 1916410000

PRH 2.5/4/2

100 1916400000

PAD 2.5/4/4

80 1916150000

DEK 5 / Snap Mark I

Type	Current [A]	Qty.	Order No.
ZQV 2.5/2	24	60	1608860000
ZQV 2.5/3	24	60	1608870000
ZQV 2.5/4	24	60	1608880000
ZQV 2.5/10	24	20	1608940000
ZQV 2.5/20	24	20	1908960000

width [mm]

PAP PDK 2.5/4	3	100	1919720000
---------------	---	-----	------------

width [mm]

ZEW 35	6	20	9540000000
--------	---	----	------------

SD 0.5x3.0x80

1 9008320000

PRH 2.5/4/1

100 1916410000

PRH 2.5/4/2

100 1916400000

PAD 2.5/4/4

80 1916150000

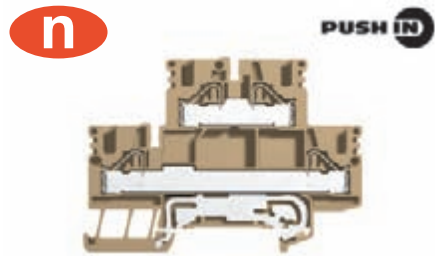
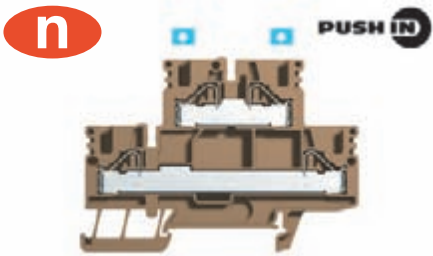
DEK 5 / Snap Mark I

PKD 2.5/4 N-L

4 mm²

PKD 2.5/4 L-PE

4 mm²



5.1 x 81 x 58
/ 6
0.13 ... 6

5.1 x 81 x 58
/ 6
0.13 ... 6

IEC 60947-7-1

IEC	UL	CSA	EN 60079-7
800	600	600	
32			
4	AWG 26... 10	AWG 26... 10	
	8 / 3		
	/ V-0		

IEC 60947-7-1

IEC	UL	CSA	EN 60079-7
800	600	600	
32			
4	AWG 26... 10	AWG 26... 10	
	8 / 3		
	/ V-0		

Rated connection	further connection
0.5...6	
0.5...4 / 0.5...4	
12 / 3.0 x 0.5	

Rated connection	further connection
0.5...6	
0.5...4 / 0.5...4	
12 / 3.0 x 0.5	

Type	Qty.	Order No.
PDK 2.5/4N/L	50	1918740000

Type	Qty.	Order No.
PDK 2.5/4L-PE	50	1918720000

Type	Current [A]	Qty.	Order No.
ZQV 2.5/2	24	60	1608860000
ZQV 2.5/3	24	60	1608870000
ZQV 2.5/4	24	60	1608880000
ZQV 2.5/10	24	20	1608940000
ZQV 2.5/20	24	20	1908960000

Type	Current [A]	Qty.	Order No.
ZQV 2.5/2	24	60	1608860000
ZQV 2.5/3	24	60	1608870000
ZQV 2.5/4	24	60	1608880000
ZQV 2.5/10	24	20	1608940000
ZQV 2.5/20	24	20	1908960000

width [mm]	Qty.	Order No.
PAP PDK 2.5/4	3 100	1919720000

width [mm]	Qty.	Order No.
PAP PDK 2.5/4	3 100	1919720000

width [mm]	Qty.	Order No.
ZEW 35	6 20	9540000000

width [mm]	Qty.	Order No.
ZEW 35	6 20	9540000000

SD 0.5x3.0x80	1	9008320000
---------------	---	------------

SD 0.5x3.0x80	1	9008320000
---------------	---	------------

PRH 2.5/4/1	100	1916410000
-------------	-----	------------

PRH 2.5/4/1	100	1916410000
-------------	-----	------------

PRH 2.5/4/2	100	1916400000
-------------	-----	------------

PRH 2.5/4/2	100	1916400000
-------------	-----	------------

PAD 2.5/4/4	80	1916150000
-------------	----	------------

PAD 2.5/4/4	80	1916150000
-------------	----	------------

DEK 5 / Snap Mark I

DEK 5 / Snap Mark I


Double level terminals

B

When using ATEX certified components in hazardous area applications the installation instructions and the rated data for accessories in the technical appendix must be considered.

width x length x height with TS 35 x 7.5	mm
max. current / max. cond. cross-section	A/mm ²
max. clamping range	mm ²

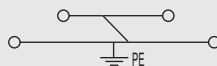
PDK 2.5/4 PE

4 mm²

5.1 x 81 x 58

/ 6

0.13 ... 6



Technical data

Rated data

Rated cross-section	mm ²
Rated voltage to adjacent terminal	V
Rated impulse withstand voltage to adjacent terminal	kV
Short-time withstand current	A
Pollution severity	
Gauge to IEC 60947-1 / UL94 Flammability class	
Approvals	

IEC 60947-7-2

IEC	UL	CSA	EN 60079-7
4	AWG 26... 10	AWG 26... 10	
800			
8			
	480 A (4 mm ²)		
	3		
	/ V-0		

Clamped conductors (H05V/H07V)

Solid / stranded	mm ²
Flexible / Flexible with wire end ferrule	mm ²
Tightening torque range (clamping screw)	Nm
Tightening torque range (fixing screw)	Nm
Stripping length / Blade size	mm / -

Rated connection

further connection

0.5...6	
0.5...4 / 0.5...4	

2 clamped cables with same cross-section (H05V/H07V)

Solid / stranded	mm ²
Flexible / Flexible with wire end ferrule	mm ²

Note

Ordering data

Version

green/yellow Wemid

Type

PDK 2.5/4 PE

Qty.

50

Order No.

1918710000

Note

Accessories

End plate

dark beige Wemid

Type

PAP PDK 2.5/4

width [mm]

3

Qty.

100

Order No.

1919720000

End bracket

dark beige / beige

Type

ZEW 35

width [mm]

6

Qty.

20

Order No.

9540000000

Testing / Checking

For testing wired terminal strips

Standard
with spigot

Screwdrivers

with cutting device "swifty set"
Standard

Type

SD 0.5x3.0x80

Qty.

1

Order No.

9008320000

Reducing sleeves

for conductors < 0.5 mm² / < AWG 20
for conductors < 1.0 mm² / < AWG 18

Type

PRH 2.5/4/1

Qty.

100

Order No.

1916410000

PRH 2.5/4/2

Qty.

100

Order No.

1916400000

PEN jumper

Inserted into TN-S distributor between N and PE terminals

Marking systems

(see large assortment in catalogue 7)
Marking tags

Type

DEK 5 / WS 10/5

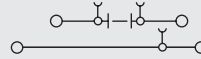
For detailed information on other accessories and applications see "Accessories"

PDL 4/TR/DU O TNHE

4 mm²



5.1 x 100 x 48.5
/ 6
0.5 ... 6

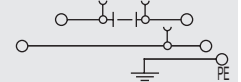


PDL 4/TR/DU/PE O TNHE

4 mm²



5.1 x 100 x 48.5
/ 6
0.5 ... 6



When using ATEX certified components in hazardous area applications the installation instructions and the rated data for accessories in the technical appendix must be considered.

width x length x height with TS 35 x 7.5 mm
max. current / max. cond. cross-section A/mm²
max. clamping range mm²

Technical data

Rated data	
Rated voltage, feed-through terminal	V
Rated current	A
Rated cross-section	mm ²
Rated impulse withstand voltage / Pollution severity	kV/-
Gauge to IEC 60947-1 / UL94 Flammability class	
Approvals	

Clamped conductors (H05V/H07V)	
Solid / stranded	mm ²
Flexible / Flexible with wire end ferrule	mm ²
Tightening torque range (clamping screw)	Nm
Stripping length / Blade size	mm / -

2 clamped cables with same cross-section (H05V/H07V)	
Solid / stranded	mm ²
Flexible / Flexible with wire end ferrule	mm ²

Note

IEC 60947-7-1 / VDE 0611-4

IEC	UL	CSA	EN 60079-7
400			
20			
4			
		4 / 3	
		/ V-0	

Rated connection	
0.5...6	
0.5...4 / 0.5...4	
12 / 3.0 x 0.5	

**30A bottom level
20A top level**

IEC 60947-7-1 (-7-2) / VDE 0611-4

IEC	UL	CSA	EN 60079-7
400			
20			
4			
		4 / 3	
		/ V-0	

Rated connection	
0.5...6	
0.5...4 / 0.5...4	
12 / 3.0 x 0.5	

**30A bottom level
20A top level**

Ordering data

Version	
	dark beige Wernid
	blue Wernid
	without disconnecter, dark beige Wernid

Note

Type	Qty.	Order No.
PDL 4/TR/DU O TNHE	50	1899210000

... without isolating lever. Suitable for fuse holder SIHA 3 with G-fuse, for component plug BEST and isolating plug TNST.

Type	Qty.	Order No.
PDL 4/TR/DU/PE O TNHE	50	1899220000

... without isolating lever. Suitable for fuse holder SIHA 3 with G-fuse, for component plug BEST and isolating plug TNST.

Accessories

Cross-connection, pluggable	
	2-pole
	3-pole
	4-pole
	10-pole

End plate / Partition plate	
End plate	dark beige Wernid
Partition plate	dark beige Wernid

End bracket	
	dark beige

Screwdrivers	
	Standard

Test plug	
	Plug dia. 2.3 mm

Holder for cartridge fuse, 5 x 20mm	
	400 V AC/DC, without LED
	10-36 V AC/DC, red LED
	140-250 V AC/DC, red LED

Module connector (max. 250 V)	
reversed insertion possible	without fittings
	with wire jumper
	with 1N4007 diode

Disconnecting plug	
	yellow Wernid

Labelling systems	
(see large assortment in catalogue 7)	Marking tags

For detailed information on other accessories and applications see "Accessories"

Type	Current [A]	Qty.	Order No.
ZQV 2.5/2	24	60	1608860000
ZQV 2.5/3	24	60	1608870000
ZQV 2.5/4	24	60	1608880000
ZQV 2.5/10	24	20	1608940000

width [mm]	
PAP PDL4	3 20 1883210000

width [mm]	
ZEW 35	6 20 9540000000

SD 0.5x3.0x80	1	9008320000
---------------	---	------------

SIHA 3/G20	25	7921560000
SIHA 3/G20/LD 10-36V	25	7921560000
SIHA 3/G20/LD 140-250V	25	7921560000

BEST	50	1833100000
BEST/DRBR	50	1878570000
BEST/D	50	1878560000

TNST	50	1833090000
------	----	------------

DEK 5 / WS 10/5		
-----------------	--	--

Type	Current [A]	Qty.	Order No.
ZQV 2.5/2	24	60	1608860000
ZQV 2.5/3	24	60	1608870000
ZQV 2.5/4	24	60	1608880000
ZQV 2.5/10	24	20	1608940000

width [mm]	
PAP PDL4	3 20 1883210000

width [mm]	
ZEW 35	6 20 9540000000

SD 0.5x3.0x80	1	9008320000
---------------	---	------------

SIHA 3/G20	25	7921560000
SIHA 3/G20/LD 10-36V	25	7921560000
SIHA 3/G20/LD 140-250V	25	7921560000

BEST	50	1833100000
BEST/DRBR	50	1878570000
BEST/D	50	1878560000

TNST	50	1833090000
------	----	------------

DEK 5 / WS 10/5		
-----------------	--	--


Disconnect terminals

When using ATEX certified components in hazardous area applications the installation instructions and the rated data for accessories in the technical appendix must be considered.

width x length x height with TS 35 x 7.5 mm
 max. current / max. cond. cross-section A/mm²
 max. clamping range mm²

PDL 4/TR/DU


4 mm²



5.1 x 100 x 48.5
/ 6
0.5 ... 6

PDL 4/TR/DU/PE

4 mm²



5.1 x 100 x 48.5
/ 6
0.5 ... 6

Technical data

Rated data	
Rated voltage, feed-through terminal	V
Rated current	A
Rated cross-section	mm ²
Rated impulse withstand voltage / Pollution severity	kV/-
Gauge to IEC 60947-1 / UL94 Flammability class	
Approvals	

Clamped conductors (H05V/H07V)	
Solid / stranded	mm ²
Flexible / Flexible with wire end ferrule	mm ²
Tightening torque range (clamping screw)	Nm
Stripping length / Blade size	mm / -

2 clamped cables with same cross-section (H05V/H07V)	
Solid / stranded	mm ²
Flexible / Flexible with wire end ferrule	mm ²

Note

IEC 60947-7-1 / VDE 0611-4

IEC	UL	CSA	EN 60079-7
400			
20			
4			
	4 / 3		
	/ V-0		

Rated connection	
0.5...6	
0.5...4 / 0.5...4	
12 / 3.0 x 0.5	

30A bottom level
20A top level

IEC 60947-7-1 (-7-2) / VDE 0611-4

IEC	UL	CSA	EN 60079-7
400			
20			
4			
	4 / 3		
	/ V-0		

Rated connection	
0.5...6	
0.5...4 / 0.5...4	
12 / 3.0 x 0.5	

30A bottom level
20A top level

Ordering data

Version	
	dark beige Wernid
	blue Wernid
	without disconnecter, dark beige Wernid

Note

Type	Qty.	Order No.
PDL 4/TR/DU	50	1899190000

without disconnecter: **PDL 4 TR/DU O TNHE**
 Order No: 1899210000

Type	Qty.	Order No.
PDL 4/TR/DU/PE	50	1899200000

without disconnecter: **PDL 4 TR/DU/PE O TNHE**
 Order No: 1899220000

Accessories

Cross-connection, pluggable	
	2-pole
	3-pole
	4-pole
	10-pole

End plate / Partition plate	
End plate	dark beige Wernid
Partition plate	dark beige Wernid

End bracket	
	dark beige

Screwdrivers	
	Standard

Test plug	
	Plug dia. 2.3 mm

Holder for cartridge fuse, 5 x 20mm	
	400 V AC/DC, without LED
	10-36 V AC/DC, red LED
	140-250 V AC/DC, red LED

Module connector (max. 250 V)	
reversed insertion possible	without fittings
	with wire jumper
	with 1N4007 diode

Disconnecting plug	
	yellow Wernid

Labelling systems	
	(see large assortment in catalogue 7)
	Marking tags

For detailed information on other accessories and applications see "Accessories"

Type	Current [A]	Qty.	Order No.
ZQV 2.5/2	24	60	1608860000
ZQV 2.5/3	24	60	1608870000
ZQV 2.5/4	24	60	1608880000
ZQV 2.5/10	24	20	1608940000

width [mm]	
PAP PDL4	3 20 1883210000

width [mm]	
ZEW 35	6 20 9540000000

SD 0.5x3.0x80	1	9008320000
---------------	---	------------

SIHA 3/G20	25	7921560000
SIHA 3/G20/LD 10-36V	25	7921560000
SIHA 3/G20/LD 140-250V	25	7921560000

BEST	50	1833100000
BEST/DRBR	50	1878570000
BEST/D	50	1878560000

TNST	50	1833090000
------	----	------------

DEK 5 / WS 10/5

Type	Current [A]	Qty.	Order No.
ZQV 2.5/2	24	60	1608860000
ZQV 2.5/3	24	60	1608870000
ZQV 2.5/4	24	60	1608880000
ZQV 2.5/10	24	20	1608940000

width [mm]	
PAP PDL4	3 20 1883210000

width [mm]	
ZEW 35	6 20 9540000000

SD 0.5x3.0x80	1	9008320000
---------------	---	------------

SIHA 3/G20	25	7921560000
SIHA 3/G20/LD 10-36V	25	7921560000
SIHA 3/G20/LD 140-250V	25	7921560000

BEST	50	1833100000
BEST/DRBR	50	1878570000
BEST/D	50	1878560000

TNST	50	1833090000
------	----	------------

DEK 5 / WS 10/5



N-conductor disconnect terminals

PNT 2.5/4

4 mm²

PNT 6/10

10 mm²



width x length x height with TS 35 x 7.5 mm
 max. current / max. cond. cross-section A/mm²
 max. clamping range mm²

5.1 x 63.5 x 43
/ 6
0.5 ... 6

8.1 x 72 x 46
/ 10
1.5 ... 10

Technical data

Rated data	
Rated voltage	V
Rated current	A
Rated cross-section	mm ²
Rated impulse withstand voltage / Pollution severity	kV/-
Gauge to IEC 60947-1 / UL94 Flammability class	
Approvals	

VDE 0611-5				
IEC	UL	CSA	EN 60079-7	
250				
32				
4				
		4 / 3		
		/ V-0		

VDE 0611-5				
IEC	UL	CSA	EN 60079-7	
250				
57				
10	AWG 16... 8	AWG 16... 8		
		8 / 3		
		/ V-0		

Clamped conductors (H05V/H07V)	
Solid / stranded	mm ²
Flexible / Flexible with wire end ferrule	mm ²
Stripping length / Blade size	mm / -

Rated connection	
0.5...6	
2.5...4 / 0.5...4	
12 / 3.0 x 0.5	

Rated connection	
1.5...10	
1.5...10 / 1.5...10	
14 / 0.6 x 3.5	

Note

Ordering data

Version	
dark beige Wernid	
blue Wernid	
Note	

Type	Qty.	Order No.
PNT 2.5/4	50	1896360000
Note		

Type	Qty.	Order No.
PNT 6/10	25	1896370000
Note		

Accessories

Cross-connection	
	2-pole
	3-pole
	4-pole
	10-pole
	20-/24-pole

Type	Current [A]	Qty.	Order No.
ZQV 2.5/2	24	60	1608860000
ZQV 2.5/3	24	60	1608870000
ZQV 2.5/4	24	60	1608880000
ZQV 2.5/10	24	20	1608940000
ZQV 2.5/20	24	20	1908960000
width [mm]			

Type	Current [A]	Qty.	Order No.
ZQV 6N/2	60	60	1906210000
ZQV 6N/3	60	60	1906220000
ZQV 6N/4	60	60	1906230000
ZQV 6N/20	20	20	1906240000
width [mm]			

End plate / Partition plate	
dark beige Wernid	
blue Wernid	

Type	width [mm]	Qty.	Order No.
PHP PNT 2.5/4		20	1896390000
width [mm]			

Type	width [mm]	Qty.	Order No.
PHP/PNT 6/10		10	1896100000
width [mm]			

Mounting plate for 10 x 3 (required every 200 mm)	
blue Wernid	
for vertical installation position	

Type	width [mm]	Qty.	Order No.
PHP PNT 2.5/4		20	1896390000
PHP/PNT 2.5/4 SO		10	1919700000
width [mm]			

Type	width [mm]	Qty.	Order No.
PHP/PNT 6/10		10	1896100000
PHP/PNT 6/10 SO		10	1919710000
width [mm]			

End bracket	
dark beige	

Type	width [mm]	Qty.	Order No.
ZEW 35		6 20	9540000000
width [mm]			

Type	width [mm]	Qty.	Order No.
ZEW 35		6 20	9540000000
width [mm]			

Screwdrivers	
with cutting device "swifty set"	
Standard	

Type	width [mm]	Qty.	Order No.
SD 0.5x3.0x80		1	9008320000
width [mm]			

Type	width [mm]	Qty.	Order No.
SD 0.5x3.0x80		1	9008320000
width [mm]			

Busbar 10 x 3 (140A)	
(further types in chapter F)	
top of busbar to top of TS 35 = 25.5 mm	

Type	width [mm]	Qty.	Order No.
SSCH 10X3X1000 CU/SN		1	0348900000
width [mm]			

Type	width [mm]	Qty.	Order No.
SSCH 10X3X1000 CU/SN		1	0348900000
width [mm]			

Tension clamp for supplying 10 x 3 busbars	
rigid / flexible 0.5 - 6 / 4mm ²	
rigid / flexible 6 - 16 / 4mm ²	
flexible 16 - 35mm ²	

Type	width [mm]	Qty.	Order No.
ZF 4 S BL		50	1814660000
ZB 16K BL		50	0502880000
ZB 35/M6X16		20	0266500000
width [mm]			

Type	width [mm]	Qty.	Order No.
ZF 4 S BL		50	1814660000
ZB 16K BL		50	0502880000
ZB 35/M6X16		20	0266500000
width [mm]			

Marking systems	
(see large assortment in catalogue 7)	
Marking tags	

Type	width [mm]	Qty.	Order No.
DEK 5 / WS 10/5			
width [mm]			

Type	width [mm]	Qty.	Order No.
WS 10/8 MC NEUTRAL			
width [mm]			

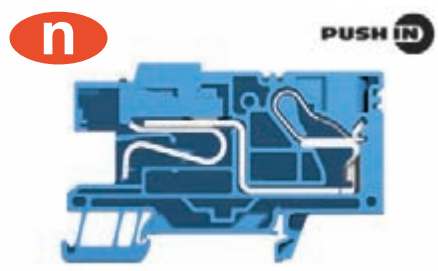
For detailed information on other accessories and applications see "Accessories"

Installation terminals

N-conductor disconnect terminals

PNT 16

16 mm²



width x length x height with TS 35 x 7.5 mm
 max. current / max. cond. cross-section A/mm²
 max. clamping range mm²

12 x 78 x 48
/ 16
2.5 ... 16



Technical data

Rated data	
Rated voltage	V
Rated current	A
Rated cross-section	mm ²
Rated impulse withstand voltage / Pollution severity	kV/-
Gauge to IEC 60947-1 / UL94 Flammability class	
Approvals	
Clamped conductors (H05V/H07V)	
Solid / stranded	mm ²
Flexible / Flexible with wire end ferrule	mm ²
Stripping length / Blade size	mm / -

IEC	UL	CSA	EN 60079-7
800			
76			
16	AWG 12... 5	AWG 12... 5	
		8 / 3	
		/ V-0	

Rated connection	
2.5...16	
2.5...16 / 2.5...16	
14 / 1.0 x 5.5	

Note

Ordering data

Version
dark beige Wernid
blue Wernid

Note

Type	Qty.	Order No.
PNT 16	10	1896350000

Accessories

Cross-connection	
	2-pole
	3-pole
	4-pole
	10-pole
	20-/24-pole

End plate / Partition plate	
dark beige Wernid	
blue Wernid	

Mounting plate for 10 x 3 (required every 200 mm)	
	blue Wernid
	for vertical installation position

End bracket	
	dark beige

Screwdrivers	
	with cutting device "swifty set"
	Standard

Busbar 10 x 3 (140A)	
	(further types in chapter F)
	top of busbar to top of TS 35 = 25.5 mm

Tension clamp for supplying 10 x 3 busbars	
	rigid / flexible 0.5 - 6 / 4mm ²
	rigid / flexible 6 - 16 / 4mm ²
	flexible 16 - 35mm ²

Marking systems	
	(see large assortment in catalogue 7)
	Marking tags

For detailed information on other accessories and applications see "Accessories"

Type	Current [A]	Qty.	Order No.

width [mm]			
PHP PNT16		10	1896380000

width [mm]			
PHP PNT16		10	1896380000
PHP PNT16 SO		10	1919690000

width [mm]			
ZEW 35	6	20	9540000000

SD 1.0x5.5x150		1	9008350000
----------------	--	---	------------

SSCH 10X3X1000 CU/SN		1	0348900000
----------------------	--	---	------------

width [mm]			
ZF 4 S BL		50	1814660000
ZB 16K BL		50	0502880000
ZB 35/M6X16		20	0266500000

WS 10/12 MC NEUTRAL			
---------------------	--	--	--

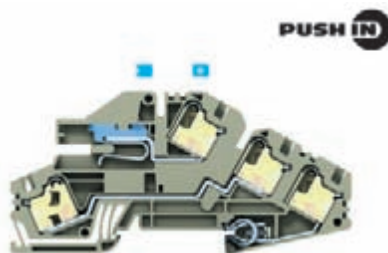
Distribution terminals for 10 x 3

PDL4 S/NT/L/PE

4 mm²

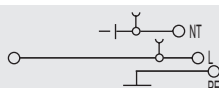
PDL4 S/L/L

4 mm²

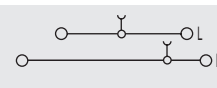


width x length x height with TS 35 x 7.5 mm
 max. current / max. cond. cross-section A/mm²
 max. clamping range mm²

5.1 x 100 x 48.5
36 / 6
0.5 ... 6



5.1 x 100 x 48.5
36 / 6
0.5 ... 6



Technical data

Rated data	
Rated voltage	V
Rated current	A
Rated cross-section	mm ²
Rated impulse withstand voltage / Pollution severity	kV/-
Gauge to IEC 60947-1 / UL94 Flammability class	
Approvals	

IEC 60947-7-1 (-7-2) / VDE 0611-4

IEC	UL	CSA	EN 60079-7
400			
32			
4			
	6 / 3		
	A3 / V-0		

IEC 60947-7-1 / VDE 0611-4

IEC	UL	CSA	EN 60079-7
400			
32			
4			
	6 / 3		
	A3 / V-0		

Clamped conductors (H05V/H07V)	
Solid / stranded	mm ²
Flexible / Flexible with wire end ferrule	mm ²
Stripping length / Blade size	mm / -

Rated connection	
0.5...6 / 1.5...4	
0.5...4 / 0.5...4	
12 / 3.0 x 0.5	

Rated connection	
0.5...6 / 1.5...4	
0.5...4 / 0.5...4	
12 / 3.0 x 0.5	

Note

Ordering data

Version	
	dark beige Wernid
	blue Wernid

Type	Qty.	Order No.
PDL 4 S/NT/L/PE	50	1837060000

Type	Qty.	Order No.
PDL 4 S/L/L	50	1837030000

Note

Accessories

Cross-connection	
	2-pole
	3-pole
	4-pole
	10-pole
	20-/24-pole

Type	Current [A]	Qty.	Order No.
ZQV 2.5/2	24	60	1608860000
ZQV 2.5/3	24	60	1608870000
ZQV 2.5/4	24	60	1608880000
ZQV 2.5/10	24	20	1608940000

Type	Current [A]	Qty.	Order No.
ZQV 2.5/2	24	60	1608860000
ZQV 2.5/3	24	60	1608870000
ZQV 2.5/4	24	60	1608880000
ZQV 2.5/10	24	20	1608940000

End plate / Partition plate	
	dark beige Wernid
	blue Wernid

width [mm]			
PAP PDL4S	3	20	1837070000

width [mm]			
PAP PDL4S	3	20	1837070000

Mounting plate for 10 x 3 (required every 200 mm)	
	blue Wernid
	for vertical installation position

width [mm]			
PHP PDL		20	1837090000
PHP PDL SO		20	1837080000

width [mm]			
PHP PDL		20	1837090000
PHP PDL SO		20	1837080000

End bracket	
	dark beige

width [mm]			
ZEW 35/2	8	20	8630740000

width [mm]			
ZEW 35/2	8	20	8630740000

Screwdrivers	
	with cutting device "swifty set"
	Standard

SDI 0,4x2,5x75		1	9008370000
----------------	--	---	------------

SDI 0,4x2,5x75		1	9008370000
----------------	--	---	------------

Busbar 10 x 3 (140A)	
	(further types in chapter F)
	top of busbar to top of TS 35 = 25.5 mm

SSCH 10X3X1000 CU/SN		1	0348900000
----------------------	--	---	------------

SSCH 10X3X1000 CU/SN		1	0348900000
----------------------	--	---	------------

Tension clamp for supplying 10 x 3 busbars	
	rigid / flexible 0.5 - 6 / 4mm ²
	rigid / flexible 6 - 16 / 4mm ²
	flexible 16 - 35mm ²

width [mm]			
ZF 4 S BL		50	1814660000
ZB 16 ZKSC		50	0316600000
ZB 35/M6X16		20	0266500000

width [mm]			
ZF 4 S BL		50	1814660000
ZB 16 ZKSC		50	0316600000
ZB 35/M6X16		20	0266500000

Marking systems	
	(see large assortment in catalogue 7)
	Marking tags

DEK 5/5			
---------	--	--	--

DEK 5/5			
---------	--	--	--

For detailed information on other accessories and applications see "Accessories"

Installation terminals

Distribution terminals for 10 x 3

PDL 4 S/L

4 mm²

PDL4 S/N/L/PE

4 mm²



width x length x height with TS 35 x 7.5 mm
 max. current / max. cond. cross-section A/mm²
 max. clamping range mm²

5.1 x 100 x 48.5
36 / 6
0.5 ... 6

5.1 x 100 x 48.5
36 / 6
0.5 ... 6

Technical data

Rated data	
Rated voltage	V
Rated current	A
Rated cross-section	mm ²
Rated impulse withstand voltage / Pollution severity	kV/-
Gauge to IEC 60947-1 / UL94 Flammability class	
Approvals	
Clamped conductors (H05V/H07V)	
Solid / stranded	mm ²
Flexible / Flexible with wire end ferrule	mm ²
Stripping length / Blade size	mm / -

IEC 60947-7-1 / VDE 0611-4

IEC	UL	CSA	EN 60079-7
400			
32			
4			
	6 / 3		
	A3 / V-0		

IEC 60947-7-1 (-7-2) / VDE 0611-4

IEC	UL	CSA	EN 60079-7
400			
32			
4			
	6 / 3		
	A3 / V-0		

Rated connection	
0.5...6 / 1.5...4	
0.5...4 / 0.5...4	
12 / 3.0 x 0.5	

Rated connection	
0.5...6 / 1.5...4	
0.5...4 / 0.5...4	
12 / 3.0 x 0.5	

Note

Can be used with ultrasonically welded conductors 0.5 ... 4 mm²

Ordering data

Version	Type	Qty.	Order No.
dark beige Wernid	PDL 4 S/L	50	1847610000
blue Wernid			

Type	Qty.	Order No.
PDL 4 S/L	50	1847610000

Type	Qty.	Order No.
PDL 4 S/N/L/PE	50	1837050000

Accessories

Cross-connection	
	2-pole
	3-pole
	4-pole
	10-pole
	20-/24-pole

Type	Current [A]	Qty.	Order No.
ZQV 2.5/2	24	60	1608860000
ZQV 2.5/3	24	60	1608870000
ZQV 2.5/4	24	60	1608880000
ZQV 2.5/10	24	20	1608940000

Type	Current [A]	Qty.	Order No.
ZQV 2.5/2	24	60	1608860000
ZQV 2.5/3	24	60	1608870000
ZQV 2.5/4	24	60	1608880000
ZQV 2.5/10	24	20	1608940000

End plate / Partition plate	
dark beige Wernid	
blue Wernid	

width [mm]	
PAP PDL4S	3 20 1837070000

width [mm]	
PAP PDL4S	3 20 1837070000

Mounting plate for 10 x 3 (required every 200 mm)	
blue Wernid	
for vertical installation position	

width [mm]	
PHP PDL	20 1837090000
PHP PDL SO	20 1837080000

width [mm]	
PHP PDL	20 1837090000
PHP PDL SO	20 1837080000

End bracket	
dark beige	

width [mm]	
ZEW 35/2	8 20 8630740000

width [mm]	
ZEW 35/2	8 20 8630740000

Screwdrivers	
with cutting device "swifty set"	
Standard	

SDI 0,4x2,5x75	1	9008370000
----------------	---	------------

SDI 0,4x2,5x75	1	9008370000
----------------	---	------------

Busbar 10 x 3 (140A)	
(further types in chapter F)	
top of busbar to top of TS 35 = 25.5 mm	

SSCH 10X3X1000 CU/SN	1	0348900000
----------------------	---	------------

SSCH 10X3X1000 CU/SN	1	0348900000
----------------------	---	------------

Tension clamp for supplying 10 x 3 busbars	
rigid / flexible 0.5 - 6 / 4mm ²	
rigid / flexible 6 - 16 / 4mm ²	
flexible 16 - 35mm ²	

width [mm]	
ZF 4 S BL	50 1814660000
ZB 16 ZKSC	50 0316600000
ZB 35/M6X16	20 0266500000

width [mm]	
ZF 4 S BL	50 1814660000
ZB 16 ZKSC	50 0316600000
ZB 35/M6X16	20 0266500000

Marking systems	
(see large assortment in catalogue 7)	
Marking tags	

DEK 5/5	
---------	--

DEK 5/5	
---------	--

For detailed information on other accessories and applications see "Accessories"

PDL 4 S/N/L


4 mm²

PDL 4 S/N

4 mm²

PDL4 S/L/L/PE

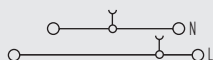
4 mm²



5.1 x 100 x 48.5

36 / 6

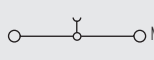
0.5 ... 6



5.1 x 100 x 48.5

36 / 6

0.5 ... 6



5.1 x 100 x 48.5

36 / 6

0.5 ... 6



IEC 60947-7-1 / VDE 0611-4

IEC	UL	CSA	EN 60079-7
400			
32			
4			
6 / 3			
A3 / V-0			

IEC 60947-7-1 / VDE 0611-4

IEC	UL	CSA	EN 60079-7
400			
32			
4			
6 / 3			
A3 / V-0			

IEC 60947-7-1 (-7-2) / VDE 0611-4

IEC	UL	CSA	EN 60079-7
400			
32			
4			
6 / 3			
A3 / V-0			

Rated connection

0.5...6 / 1.5...4

0.5...4 / 0.5...4

12 / 3.0 x 0.5

Rated connection

0.5...6 / 1.5...4

0.5...4 / 0.5...4

12 / 3.0 x 0.5

Rated connection

0.5...6 / 1.5...4

0.5...4 / 0.5...4

12 / 3.0 x 0.5

Type	Qty.	Order No.
PDL 4 S/N/L	50	1847630000

Type	Qty.	Order No.
PDL 4 S/N	50	1847620000

Type	Qty.	Order No.
PDL 4 S/L/L/PE	50	1837040000

Type	Current [A]	Qty.	Order No.
ZQV 2.5/2	24	60	1608860000
ZQV 2.5/3	24	60	1608870000
ZQV 2.5/4	24	60	1608880000
ZQV 2.5/10	24	20	1608940000

Type	Current [A]	Qty.	Order No.
ZQV 2.5/2	24	60	1608860000
ZQV 2.5/3	24	60	1608870000
ZQV 2.5/4	24	60	1608880000
ZQV 2.5/10	24	20	1608940000

Type	Current [A]	Qty.	Order No.
ZQV 2.5/2	24	60	1608860000
ZQV 2.5/3	24	60	1608870000
ZQV 2.5/4	24	60	1608880000
ZQV 2.5/10	24	20	1608940000

width [mm]	Qty.	Order No.
PAP PDL4S	3 20	1837070000

width [mm]	Qty.	Order No.
PAP PDL4S	3 20	1837070000

width [mm]	Qty.	Order No.
PAP PDL4S	3 20	1837070000

width [mm]	Qty.	Order No.
PHP PDL	20	1837090000
PHP PDL SO	20	1837080000

width [mm]	Qty.	Order No.
PHP PDL	20	1837090000
PHP PDL SO	20	1837080000

width [mm]	Qty.	Order No.
PHP PDL	20	1837090000
PHP PDL SO	20	1837080000

width [mm]	Qty.	Order No.
ZEW 35/2	8 20	8630740000

width [mm]	Qty.	Order No.
ZEW 35/2	8 20	8630740000

width [mm]	Qty.	Order No.
ZEW 35/2	8 20	8630740000

SDI 0,4x2,5x75	1	9008370000
----------------	---	------------

SDI 0,4x2,5x75	1	9008370000
----------------	---	------------

SDI 0,4x2,5x75	1	9008370000
----------------	---	------------

SSCH 10X3X1000 CU/SN	1	0348900000
----------------------	---	------------

SSCH 10X3X1000 CU/SN	1	0348900000
----------------------	---	------------

SSCH 10X3X1000 CU/SN	1	0348900000
----------------------	---	------------

width [mm]	Qty.	Order No.
ZF 4 S BL	50	1814660000

width [mm]	Qty.	Order No.
ZF 4 S BL	50	1814660000

width [mm]	Qty.	Order No.
ZF 4 S BL	50	1814660000

ZB 16 ZKSC	50	0316600000
------------	----	------------

ZB 16 ZKSC	50	0316600000
------------	----	------------

ZB 16 ZKSC	50	0316600000
------------	----	------------

ZB 35/M6X16	20	0266500000
-------------	----	------------

ZB 35/M6X16	20	0266500000
-------------	----	------------

ZB 35/M6X16	20	0266500000
-------------	----	------------

DEK 5/5

DEK 5/5

DEK 5/5

Installation terminals


Modular distribution terminals

When using ATEX certified components in hazardous area applications the installation instructions and the rated data for accessories in the technical appendix must be considered.

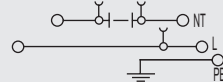
width x length x height with TS 35 x 7.5 mm
 max. current / max. cond. cross-section A/mm²
 max. clamping range mm²

PDL4 NT/L/PE

4 mm²




5.1 x 100 x 48.5
 / 6
0.5 ... 6

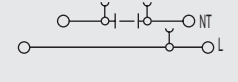


PDL4 NT/L

4 mm²



5.1 x 100 x 48.5
 / 6
0.5 ... 6



Technical data

Rated data	
Rated voltage	V
Rated current	A
Rated cross-section	mm ²
Rated impulse withstand voltage / Pollution severity	kV/-
Gauge to IEC 60947-1 / UL94 Flammability class	
Approvals	
Clamped conductors (H05V/H07V)	
Solid / stranded	mm ²
Flexible / Flexible with wire end ferrule	mm ²
Tightening torque range (clamping screw)	Nm
Stripping length / Blade size	mm / -

IEC	UL	CSA	EN 60079-7
400			
20			
4			
	6 / 3		
	A3 / V-0		

Rated connection	further connection
0.5...6 / 1.5...4	
0.5...4 / 0.5...4	
12 / 3.0 x 0.5	

IEC	UL	CSA	EN 60079-7
400			
20			
4			
	6 / 3		
	A3 / V-0		

Rated connection	further connection
0.5...6 / 1.5...4	
0.5...4 / 0.5...4	
12 / 3.0 x 0.5	

Note

30A bottom level 20A top level

30A bottom level 20A top level

Ordering data

Version
dark beige Wemid
blue Wemid

Type	Qty.	Order No.
PDL 4/NT/L/PE	50	1882620000

Type	Qty.	Order No.
PDL 4/NT/L	50	1882600000

Note

Accessories

Cross-connection, pluggable	
	2-pole
	3-pole
	4-pole
	10-pole
	20-/24-pole

Type	Current [A]	Qty.	Order No.
ZQV 2.5/2	24	60	1608860000
ZQV 2.5/3	24	60	1608870000
ZQV 2.5/4	24	60	1608880000
ZQV 2.5/10	24	20	1608940000

Type	Current [A]	Qty.	Order No.
ZQV 2.5/2	24	60	1608860000
ZQV 2.5/3	24	60	1608870000
ZQV 2.5/4	24	60	1608880000
ZQV 2.5/10	24	20	1608940000

End plate / Partition plate	
dark beige Wemid	
blue Wemid	

width [mm]			
PAP PDL4	3	20	1883210000

width [mm]			
PAP PDL4	3	20	1883210000

End bracket	
dark beige Wemid	

width [mm]			
ZEW 35/2	8	20	8630740000

width [mm]			
ZEW 35/2	8	20	8630740000

Test adapter	
For testing wired terminal strips	Standard with spigot

Screwdrivers	
with cutting device "swifty set"	Standard

SDI 0,4x2,5x75	1	9008370000
----------------	---	------------

SDI 0,4x2,5x75	1	9008370000
----------------	---	------------

Reducing sleeves	
for conductors < 0.5 mm / AWG 20	
for conductors < 1.0 mm / AWG 18	

Cover	
	with lightning flash symbol
	blank

Labelling systems	
(see large assortment in catalogue 7)	Marking tags

DEK 5/5

DEK 5/5

For detailed information on other accessories and applications see "Accessories"

PDL4 N/L/PE


4 mm²

PDL4 L/L/PE


4 mm²

PDL4 L/L


4 mm²



5.1 x 100 x 48.5
/ 6
0.5 ... 6



5.1 x 100 x 48.5
/ 6
0.5 ... 6



5.1 x 100 x 48.5
/ 6
0.5 ... 6

IEC	UL	CSA	EN 60079-7
400			
32			
4			
	6 / 3		
	A3 / V-0		

IEC	UL	CSA	EN 60079-7
400			
32			
4			
	6 / 3		
	A3 / V-0		

IEC	UL	CSA	EN 60079-7
400			
32			
4			
	6 / 3		
	A3 / V-0		

Rated connection	further connection
0.5...6 / 1.5...4	
0.5...4 / 0.5...4	
12 / 3.0 x 0.5	

Rated connection	further connection
0.5...6 / 1.5...4	
0.5...4 / 0.5...4	
12 / 3.0 x 0.5	

Rated connection	further connection
0.5...6 / 1.5...4	
0.5...4 / 0.5...4	
12 / 3.0 x 0.5	

Type	Qty.	Order No.
PDL 4/N/L/PE	50	1899180000

Type	Qty.	Order No.
PDL 4/L/L/PE	50	1882610000

Type	Qty.	Order No.
PDL 4/L/L	50	1882590000

Type	Current [A]	Qty.	Order No.
ZQV 2.5/2	24	60	1608860000
ZQV 2.5/3	24	60	1608870000
ZQV 2.5/4	24	60	1608880000
ZQV 2.5/10	24	20	1608940000

Type	Current [A]	Qty.	Order No.
ZQV 2.5/2	24	60	1608860000
ZQV 2.5/3	24	60	1608870000
ZQV 2.5/4	24	60	1608880000
ZQV 2.5/10	24	20	1608940000

Type	Current [A]	Qty.	Order No.
ZQV 2.5/2	24	60	1608860000
ZQV 2.5/3	24	60	1608870000
ZQV 2.5/4	24	60	1608880000
ZQV 2.5/10	24	20	1608940000

width [mm]	Qty.	Order No.	
PAP PDL4	3	20	1883210000

width [mm]	Qty.	Order No.	
PAP PDL4	3	20	1883210000

width [mm]	Qty.	Order No.	
PAP PDL4	3	20	1883210000

width [mm]	Qty.	Order No.	
ZEW 35/2	8	20	8630740000

width [mm]	Qty.	Order No.	
ZEW 35/2	8	20	8630740000

width [mm]	Qty.	Order No.	
ZEW 35/2	8	20	8630740000

SDI 0,4x2,5x75	1	9008370000
----------------	---	------------

SDI 0,4x2,5x75	1	9008370000
----------------	---	------------

SDI 0,4x2,5x75	1	9008370000
----------------	---	------------

DEK 5/5		
---------	--	--

DEK 5/5		
---------	--	--

DEK 5/5		
---------	--	--

The additional functions


Introduction

The accessories for the other ranges of modular terminals can also be used with the P-Series in order to reduce the number of variations. The use of accessories, enable users to adapt and mould the Terminals, to perfect match the needs of the application.


All Weidmüller accessories are built to the same high quality standards as the terminals themselves.

Retaining and end plates

Page B.24




Retaining plates, which for the P-Series also function as end plates, must be positioned every 200 mm when using the 10 x 3 busbar.



Fastening

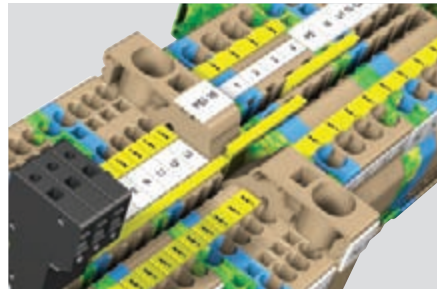
Chapter F



An end bracket is fitted on the mounting rail to the right and left of the terminals to ensure that they sit firmly in position. The marking surface of the end bracket can also be used for group marking. Details of the wide range of Weidmüller end brackets and mounting rails are given in **chapter F**.

Electrical supply


Page B.25



There are two options for supplying power to the Weidmüller Push In modular terminals:
with the **PEI 16** supply terminal and with the PDU 6/10 or PDU 2.5/4 feed-through terminal. The input current is split into several output currents by means of cross-connections. A 16 mm² conductor carries the incoming supply, which is distributed to the neighbouring terminals for cross-sections from 0.5 to 10 mm².

Electrical distribution

Page B.26/27



A pluggable **cross-connection system (ZQV)** is available for all P-Series terminals. The current is distributed across any number of terminals by simply plugging the cross-connection into the middle of the terminals. As a rule, 400 V can be conveyed across the cross-section, depending on the rated voltage of the terminal.

Testing


Page B.28



The plug-in **test adapter (PTA)** is used as a single unit and as a test adapter strip for voltage measurement in control cabinets. The test adapter is ideal for convenient, testing of assembled terminals. It is simply clipped into the cross-connection channel of the terminal. This ensures that it makes contact with the busbar carrying the current.

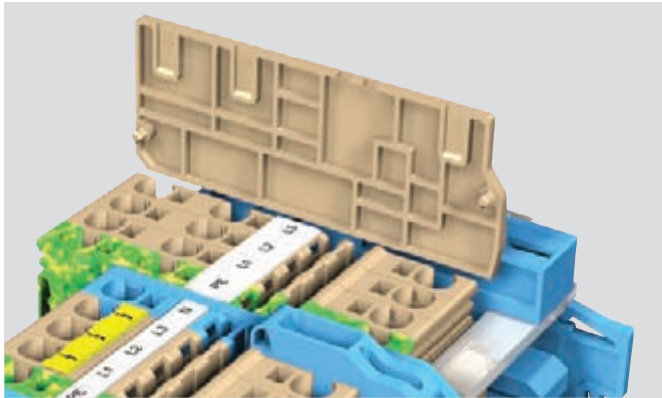
Marking and connecting

Page B.28



Weidmüller's marking systems in **chapter F** are used to mark Push In technology terminals. Individual terminals, groups of terminals and cables or conductors can be marked. Marker strips are available for every size of terminal, which means that several terminals can be marked together.

Retaining and end plates



Protection against electric shock

Apart from a few exceptions, the last terminal in a terminal strip must be closed off with a PAP end plate. End plates must also be inserted within a terminal strip that includes terminals of different sizes. This ensures protection against electric shock from voltage-carrying parts. Weidmüller modular terminals are finger-touch safe.

Guaranteeing the operating voltage

End plates can also be used to maintain the necessary clearances and creepage distances, e.g. between adjacent cross-connections, and thus guarantee the operating voltage for the application.

Identical sizes

The external dimensions of the end plates match those of the associated terminals.

Mounting

The end plate is simply clipped to the corresponding terminal. Corresponding cut-outs in the terminal ensure that the end plate is positioned correctly to cover the terminal.


Ordering data

Type PDU 2.5/4...	Colour	Qty	Order No.	For terminals:
Width 5 mm PAP 2.5/4	dark beige	50	1896300000	PDU 2.5/4 PDU 2.5/4 BL PPE 2.5/4
Width 5 mm PAP 2.5/4 3AN	dark beige	50	1896480000	PDU 2.5/4 3AN PDU 2.5/4 3AN BL PPE 2.5/4 3AN
Width 5 mm PAP 2.5/4 4AN	dark beige	50	1896320000	PDU 2.5/4 4AN PDU 2.5/4 4AN BL PPE 2.5/4 4AN
Width 5 mm PHP/PNT 2.5/4	blue	50	1896390000	PNT 2.5/4
Type PDK Width 5 mm PAP/PDK 2.5/4	dark beige	50	1919720000	PDK 2.5/4 PDK 2.5/4/4 V PDK 2.5/4 N-L PDK 2.5/4 DU-PE PDK 2.5/4 N-PE PDK 2.5/4 PE PDK 2.5/4 O.EL
Type PDU 6/10 Width 8 mm PAP 6/10	dark beige	50	1896330000	PDU 6/10 PDU 6/10 BL PPE 6/10
Width 8 mm PAP 6/10 3AN	dark beige	50	1896340000	PDU 6/10 3AN PDU 6/10 3AN BL PPE 6/10 3AN
Width 8 mm PHP/PNT 6/10	blue	50	1896100000	PNT 6/10
Type PDU 16... Width 12 mm PAP 16	dark beige	50	1896290000	PDU 16 PDU 16 BL PPE 16
Width 12 mm PHP/PNT 16	blue	50	1896380000	PNT 16

Feeding with standard terminals

Using standard terminals for the supply is ideal because the feed-through terminals of the P-Series exhibit a very wide clamping range.

Left-hand feed



Right-hand feed



Feed options and cross-connections to be used

Feed terminal	Output terminal	Cross-connection	Left-hand feed	Right-hand feed
PDU 2.5/4	PDU 2.5/4	ZQV 2.5/...	•	•
	PDU 2.5/4/3AN	ZQV 2.5/...	•	
	PDU 2.5/4/4AN	ZQV 2.5/...	•	

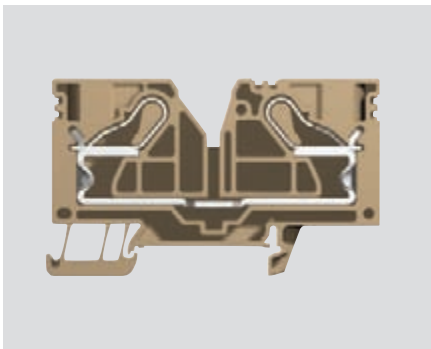
PDU 2.5/4/3AN	PDU 2.5/4	ZQV 2.5/...		•
	PDU 2.5/4/3AN	ZQV 2.5/...	•	•
	PDU 2.5/4/4AN	ZQV 2.5/...	•	

PDU 2.5/4/4AN	PDU 2.5/4	ZQV 2.5/...		•
	PDU 2.5/4/3AN	ZQV 2.5/...		•
	PDU 2.5/4/4AN	ZQV 2.5/...	•	•

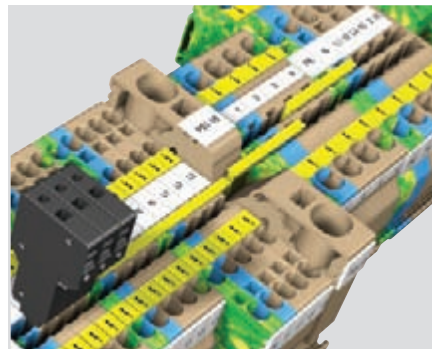
PDU 6/10	PDU 2.5/4	ZQV 2.5/...		•
	PDU 2.5/4/4AN	ZQV 2.5/...	•	
	PDU 6/10	ZQV 6N/...	•	•
	PDU 6/10/3AN	ZQV 6N/...	•	

PDU 6/10/3AN	PDU 2.5/4	ZQV 2.5/...		•
	PDU 2.5/4/3AN	ZQV 2.5/...		•
	PDU 6/10	ZQV 6N/...	•	
	PDU 6/10/3AN	ZQV 6N/...	•	•

Feed terminal PEI 16



Output possible on left and right



A supply cable with a cross-section of up to 25 mm² is possible with the PEI 16 feed terminal.

Standard cross-connections are used to distribute the current to any number of terminals with a smaller cross-section.

The table on the right shows a number of variations for distributing the current with the cross-connection specified.

Output options and cross-connections to be used

Feed terminal	Output terminal	Cross-connection	Left-hand feed	Right-hand feed
PEI 16	PDU 2.5/4	ZQV 2.5/...	•	•
	PDU 2.5/4/3AN	ZQV 2.5/...	•	•
	PDU 2.5/4/4AN	ZQV 2.5/...	•	•
	PDU 6/10	ZQV 6N...	•	•
	PDU 6/10 3AN	ZQV 6N...	•	•

Plug-in cross-connection ZQV



B

The time-saving, easy-to-use cross-connection combs for terminals, featuring Push In technology.

- **ZQV 2.5** as 2- to 10-pole combs and ZQV2.5/20 – continuous (20-pole)
- **ZQV 6/N** as 2- to 4-pole combs and ZQV6N/20 – continuous (24-pole)
- **ZQV 16/2** as 2-pole comb (link)

These versions come with complete shock protection.

Tailor-made cross-connections

ZQV is a cross-connection which can be used for connecting up to 20 individual terminals easily and quickly. The fitter simply cuts off the required number of poles from the 20-pole cross-connection comb.

With this system, cross-connections with the correct number of poles are always available and only a minimum of storage space is required.

The ends of the continuous cross-connection are bare. In the interests of stability, 2-pole cross-connections are not permitted. An end cover plate must always be fitted to neighbouring ZQVs with bare cut edges.

Breaking out contact elements


Breaking out one or more (max. 60%) contact elements from cross-connections enables certain terminals to be bypassed to suit the application.




Fitting and changing cross-connections

The fitting and changing of cross-connections is a trouble-free and fast operation:


- Insert the cross-connection into the cross-connection channel in the terminal...



...and press it fully home. (The cross-connection may not project from the channel.)




- Remove a cross-connection by simply prising it out with a screwdriver.



Shortening cross-connections


Cross-connections can be shortened in length using a suitable cutting tool, e.g. KT ZQV (order no. 9002170000). However, three contact elements must always be retained.



Caution:


Contact elements must not be deformed!

An end plate (PAP) must be fitted between the bare cut edges of two cross-connections in order to maintain the rated voltage.




Possible combinations

In one cross-connection channel



In two cross-connection channels



Possible cross-connections of terminals of the same type with corresponding cross-connectors

Terminal type	Cross-connection	single	adjacent	bridging	parallel bridging	chain bridge parallel/lengthening
Standard terminals						
PDU 2.5/4	ZQV 2.5/...	•	•	•	•	•
PDU 2.5/4/3AN	ZQV 2.5/...	•	•	•	•	•
PDU 2.5/4/4AN	ZQV 2.5/...	•	•	•	•	•
PDU 6/10	ZQV 6N/...	•	•	•	•	•
PDU 6/10/3AN	ZQV 6N/...	•	•	•	•	•
PDU 16	ZQV 16/2	•	•			•

ZQV 2.5



Type	Qty	Order No.
ZQV 2.5/2	60	1608860000
ZQV 2.5/3	60	1608870000
ZQV 2.5/4	60	1608880000
ZQV 2.5/5	20	1608890000
ZQV 2.5/6	20	1608900000
ZQV 2.5/7	20	1608910000
ZQV 2.5/8	20	1608920000
ZQV 2.5/9	20	1608930000
ZQV 2.5/10	20	1608940000
ZQV 2.5/20	10	1908960000
For terminals		
Standard		
PDL 4...		
PDL 4S		
PDU 2.5/4...		
PDIC 2.5/4		

ZQV 6 N



Type	Qty	Order No.
ZQV 6N/10	20	1906240000
ZQV 6N/2	60	1906210000
ZQV 6N/3	60	1906220000
ZQV 6N/4	60	1906230000
For terminals		
Standard		
PDU 6/10		
PDU 6/10 3AN		
PNT 6/10		

ZQV 16/2



Type	Qty	Order No.
ZQV 16/2	25	1739690000
For terminals		
Standard		
PDU 16		

Accessories – Testing

Test adapters

The PTA slot-in test adapter is used as both a single unit and a test adapter strip for measurements in switchgear cabinets.

Conductors with cross-sectional areas ranging from 0.5 mm² to 1.5 mm² can be clamped. The test adapter is simply clipped onto the terminal, creating secure contact with the current carrying busbar.

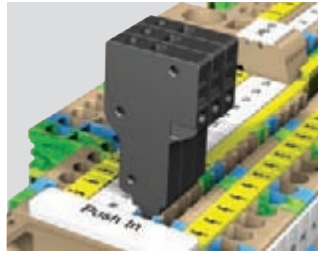
Dimensions	
Height (with TS 35 x 7.5)	mm
Length	mm
Modular width	mm
Stripping length	mm
Rated voltage / current / cross-section	
IEC 60 947-7-1	

Clamping conductor	
solid H 07V-U	mm ²
flexible H 07V-K	mm ²
flexible w. wire end ferr. (DIN 46228/1)	mm ²

Ordering data	
1-pole	
with clip-in pivot	

PTA

for terminal width 5.1 mm



59	
20	
5.1	
6.0	
Rated voltage / current / cross-section	
250 V / 9 A / 1.5 mm ²	

0.5 ... 1.5
1.0 ... 1.5
0.5 ... 1.5

Type	Qty	Order No.
PTA PDU 2.5/4	25	1916180000
PTA PDU 2.5/4 ZA	25	1916190000

For terminals standard	
PDU 2.5/4	

DEK 5

Reducing sleeves

Reducing sleeves are used to simplify the connection of conductors with smaller cross-sections. Conductors can thus be inserted into the clamping point without fear of the strands fraying. The reducing sleeve centres the conductor in the middle of the entry.

One pack = 100 x 10-pole strips

PRH 2.5/4



Ordering data	
for conductor 0.5 mm ² , grey	
for conductor 1 mm ² , dark grey	

Type	Qty	Order No.
PRH 2.5/4/1	100	1916410000
PRH 2.5/4/2	100	1916400000

For terminals standard	
PDU 2.5/4	
PDK 2.5/4	

Covering

The VDE regulations stipulate that mains connection terminals have to be covered.

For this purpose Weidmüller provides yellow covers **PAD** printed with a warning arrow.

The covers slot into the screwdriver opening of the terminal, and are available in 4-pole terminal units.

Ordering data	
for terminal width 5,1 mm	
for terminal width 8 mm	
for terminal width 12 mm	

PAD



Type	Qty	Order No.
PAD 2.5/4/4	20	1916150000
PAD 6/10/4	20	1916160000
PAD 16/4	20	1916170000

For terminals standard	
PDU 2.5/4...	
PDU 6/10...	
PDU 16...	

Labelling

The **BZT** marker carrier enables a marker to be positioned in the centre of the marking channel using the **WS 10/5** tags. In order to achieve maximum stability, the marker carriers can be clipped together.

- Single and double versions.
- Does not hamper the insertion of a screwdriver nor prevent access to the cross-connections.

Ordering data	
labelling on one side	
labelling on two sides	


BZT



Type	Qty	Order No.
BZT 1 WS 10/5	100	1805940000
BZT 1 ZA WS 10/5	100	1805520000
BZT 2 WS 10/5	100	1805480000
BZT 2 ZA WS 10/5	100	1805530000

For terminal standard	
PDK 2.5/4...	
PDL 4...	

SIHA fuse holder



1. Open fuse holder with fingers or screwdriver



2. Press out old fuse



3. Position new fuse



4. Press fuse holder together again with fingers or screwdriver

For 5 x 20 G-fuse cartridges

The SIHA fuse holder converts a simple terminal into a fuse terminal in next to no time.

Simply remove the disconnect lever and insert the fuse plug.

Better: order the PDL 4... OTNHE and insert the SIHA immediately.


- Simple handling without tools
- Housing made of Wemid (V0)
- Rated current 6.3 A
- Even fits on 5 mm wide terminals when fitted in offset arrangement



SIHA 3



SIHA STRAP



- Marking position for Dekafix 5 and space for the E-Fix self-adhesive label, size 8/20



	Qty	Order No.
without LED		
SIHA3/G20	400 V 1	7921560000
with LED (red)		
SIHA3/G20	10 - 36 V 1	7921570000
	35 - 70 V 1	7921580000
	60 - 150 V 1	7921590000
	140 - 250 V 1	7921600000

	Qty	Order No.
with strap		
SIHA STRAP	20	9537680000

For disconnect terminal type

PDL 4...

PDL 4 TR/...

Connector for retro-fit assembly

- Receptacle in the terminal is the marking position
- Integrated marking position on the strap
- Slots into fuse holder either on the left or on the right

Applications with PDL 4 TR/... and SIHA 3

	Short-circuit protection		Overload and short-circuit protection	
	Norm. value		Norm. value	
	Power loss	Rated current	Power loss	Rated current
Single	4.0 W	6.3 A	1.6 W	6.3 A
Group	1.6 W	6.3 A		

Cartridge fuses and gauge pieces for Weidmüller fuse terminals and SIHA 3 fuse holder

Cartridge fuses

for terminal type

PDL 4 TR/.../...



Technical data / Ordering data

G-type cartridge fuses 5 x 20 without indicators to IEC 60127-2 (VDE 0820 pt.2 B1)

Size (mm)	Nom. voltage (V)	Nom. current (A)	Type	Qty	Order No.
5 x 20		0.1	(F) G 20/0.10A/F	10	0430300000
		0.2	(F) G 20/0.20A/F	10	0430400000
breaking capacity 1500 A (at 250 V, 50 Hz, cos φ 0,7)		0.25	(F) G 20/0.25A/F	10	0430500000
		0.5	(F) G 20/0.50A/F	10	0430600000
		0.63	(F) G 20/0.63A/F	10	0439000000
		1.0	(F) G 20/1.00A/F	10	0430700000
		1.6	(F) G 20/1.60A/F	10	0430800000
		2.0	(F) G 20/2.00A/F	10	0430900000
		2.5	(F) G 20/2.50A/F	10	0431000000
		3.15	(F) G 20/3.15A/F	10	0431100000
		4.0	(F) G 20/4.00A/F	10	0431200000
		5.0	(F) G 20/5.00A/F	10	0431300000
		6.3	(F) G 20/6.30A/F	10	0431400000

(M) = medium-blow (F) = fast-blow

Component/isolating plugs

The Weidmüller philosophy is to realise a multitude of applications with just a few parts. The component and isolating plugs (BEST and TNST) represent a logical extension of this cost-effective and efficient approach. The component plug can accommodate electronic components and connect them to the terminal. And once an isolating plug is removed, the clamping point is obviously disconnected. The opening is easy to recognise.

An unintentional reconnection of the circuit is prevented by simply removing the isolating plug. The BEST and the TNST have the same pin arrangement. Both plugs are also identical with the SIHA 3 fuse holder, meaning that they can be used in all the "disconnecting products" of the W-, Z-, I- and P-Series.

Component plug (up to 250 V)

For terminal type

PDL 4 TR/.../...
can be reversed



Ordering data

Type	Fitted with...	Qty	Order No.
BEST	–	25	1833100000
BEST/DRBR	wire jumper	25	1878570000
BEST/D	diode 1N4007	25	1878560000

Isolating plug

For terminal type

PDL 4 TR/.../...



Ordering data

Type	Colour	Qty	Order No.
TNST	yellow Wemid	25	1833090000

Crimp-Set PZ 6 roto Push In



Assembly

Article description	Type	Qty.
Crimping tools for wire end ferrules 0.14 to 6 mm ²	PZ 6 Roto	1
Stripping tool for up to 6 mm ²	STRIPAX	1
Wire end ferrule with plastic collar, grey	H 4,0/20 DS GR	500
Wire end ferrule with plastic collar, orange	H0,5/16 OR	500
Wire end ferrule with plastic collar, white	H0,75/18 W	500
Wire end ferrule with plastic collar, yellow	H1,0/18 GE	500
Wire end ferrule with plastic collar, black	H1,5/18D SW	500
Wire end ferrule with plastic collar, blue	H2,5/18D BL	500
Wire end ferrule with plastic collar, black	H6,0/20 SW	100

Technical data

length x width x height	340/270/60 mm
Weight	1760 g

Ordering data

Type	Colour code	Order No.
Crimp Set PZ 6 roto PI	Weidmüller	9203650000

Crimp-Set PZ 16 Push In



Assembly

Article description	Type	Qty.
Crimping tools for wire end ferrules, 6 to 16 mm ²	PZ 16	1
Stripping tool for up to 6 mm ²	STRIPAX	1
Wire end ferrule with plastic collar, ivory	H 10,0/22 S EB	100
Wire end ferrule with plastic collar, black	H6,0/20 SW	100
Wire end ferrule with plastic collar, ivory	H10,0/22 EB	100
Wire end ferrule with plastic collar, green	H16,0/24 GN	100

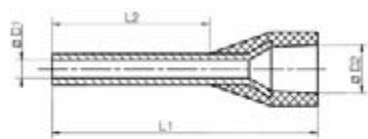
Technical data

length x width x height	340/270/60 mm
Weight	1725 g

Ordering data

Type	Colour code	Order No.
Crimp Set PZ 16 PI	Weidmüller	9203640000

Accessories – Wire end ferrules with plastic collar



- Polypropylene conical cable entry
- Heat-resistant up to 105 °C
- Cable entry made from a not readily flammable material on request

For conductors from 0.14 – 16 mm² (AWG 26 – 6)

Tin-plated copper

Dimensional tolerances to DIN 46228 part 4

Weidmüller colour code

in multipack bag

Ordering data

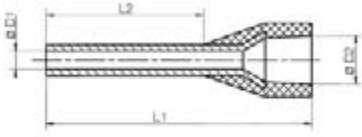
Type	Cross-section, mm ²	AWG	L1	L2	D1	D2	Stripping length	Colour	Qty.	Order No.
H0.14/12	0.14	26	12.0	8.0	0.6	1.5	10.0	● grey	500	9028240000
H0.25/12	0.25	24	12.0	8.0	0.8	1.8	10.0	● light blue	500	9025780000
H0.34/12	0.34	22	12.0	8.0	0.8	2.0	10.0	● turquoise	500	9025790000
H0.5/14	0.50	20	14.0	8.0	1.0	2.6	10.0	● orange	500	9026060000
H0.5/16	0.50	20	16.0	10.0	1.0	2.6	12.0	● orange	500	9028270000
H0.75/14	0.75	18	14.0	8.0	1.2	2.8	10.0	○ white	500	9026070000
H0.75/16	0.75	18	16.0	10.0	1.2	2.8	12.0	○ white	500	9028290000
H0.75/18	0.75	18	18.0	12.0	1.2	2.8	14.0	○ white	500	9028300000
H1.0/16	1.00	17	16.0	10.0	1.4	3.0	12.0	● yellow	500	9028320000
H1.0/18	1.00	17	18.0	12.0	1.4	3.0	15.0	● yellow	500	9028340000
H1.5/16	1.50	16	16.0	10.0	1.7	3.5	12.0	● red	500	9028350000

Weidmüller colour code

packed loose

Ordering data

Type	Cross-section, mm ²	AWG	L1	L2	D1	D2	Stripping length	Colour	Qty.	Order No.
H0.25/12	0.25	24	12.0	8.0	0.8	1.8	10.0	● light blue	500	9025760000
H0.34/12	0.34	22	12.0	8.0	0.8	2.0	10.0	● turquoise	500	9025770000
H0.5/14	0.50	20	14.0	8.0	1.0	2.6	10.0	● orange	500	0690700000
H0.5/16	0.50	20	16.0	10.0	1.0	2.6	12.0	● orange	500	9025870000
H0.75/14	0.75	18	14.0	8.0	1.2	2.8	10.0	○ white	500	0462900000
H0.75/16	0.75	18	16.0	10.0	1.2	2.8	12.0	○ white	500	9025860000
H0.75/18	0.75	18	18.0	12.0	1.2	2.8	14.0	○ white	500	9025910000
H1.0/14	1.00	17	14.0	8.0	1.4	3.0	10.0	● yellow	500	0463000000
H1.0/16	1.00	17	16.0	10.0	1.4	3.0	12.0	● yellow	500	9025950000
H1.0/18	1.00	17	18.0	12.0	1.4	3.0	15.0	● yellow	500	9025930000
H1.5/14	1.50	16	14.0	8.0	1.7	3.5	10.0	● red	500	0463100000
H1.5/16	1.50	16	16.0	10.0	1.7	3.5	12.0	● red	500	0635100000
H2.5/18D	2.50	14	18.0	12.0	2.2	4.2	14.0	● blue	500	9019170000
H4.0/20D	4.00	12	20.0	12.0	2.8	4.8	14.0	● grey	500	9019200000
H6.0/20	6.00	10	20.0	12.0	3.5	6.3	14.0	● black	100	0533500000
H10.0/22	10.00	7	22.0	12.0	4.5	7.6	15.0	● ivory	100	0534200000
H16.0/24	16.00	6	24.0	12.0	5.8	8.8	15.0	● green	100	0565900000



- Polypropylene conical cable entry
- Heat-resistant up to 105 °C
- Cable entry made from a not readily flammable material on request

For conductors from 0.5 – 16 mm² (AWG 20 – 6)
 Tin-plated copper
 Dimensional tolerances to DIN 46228 part 4

DIN colour code

packed loose

Ordering data

Type	Cross-section, mm ²	AWG	L1	L2	D1	D2	Stripping length	Colour	Qty.	Order No.
H0.5/14D	0.50	20	14.0	8.0	1.0	2.6	10.0	○ white	500	9019010000
H0.5/16D	0.50	20	16.0	10.0	1.0	2.6	12.0	○ white	500	9019020000
H0.75/14D	0.75	18	14.0	8.0	1.2	2.8	10.0	● grey	500	9019040000
H0.75/16D	0.75	18	16.0	10.0	1.2	2.8	12.0	● grey	500	9019050000
H0.75/18D	0.75	18	18.0	12.0	1.2	2.8	14.0	● grey	500	9019060000
H1.0/14D	1.00	17	14.0	8.0	1.4	3.0	10.0	● red	500	9019080000
H1.0/16D	1.00	17	16.0	10.0	1.4	3.0	12.0	● red	500	9019100000
H1.0/18D	1.00	17	18.0	12.0	1.4	3.0	15.0	● red	500	9019110000
H1.5/16D	1.50	16	16.0	10.0	1.7	3.5	12.0	● black	500	9019130000
H1.5/18D	1.50	16	18.0	12.0	1.7	3.5	15.0	● black	500	9019140000
H2.5/18D	2.50	14	18.0	12.0	2.2	4.2	14.0	● blue	500	9019170000
H4.0/20D	4.00	12	20.0	12.0	2.8	4.8	14.0	● grey	500	9019200000
H6.0/20D	6.00	10	20.0	12.0	3.5	6.3	14.0	● yellow	100	9019220000
H10.0/22D	10.00	7	22.0	12.0	4.5	7.6	15.0	● red	100	9019240000
H16.0/24D	16.00	6	24.0	12.0	5.8	8.8	15.0	● blue	100	9019260000

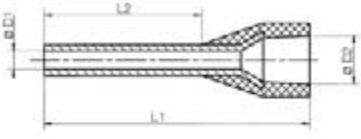
other colour code

packed loose

Ordering data

Type	Cross-section, mm ²	AWG	L1	L2	D1	D2	Stripping length	Colour	Qty.	Order No.
H0.5/12D	0.50	20	12.0	6.0	1.0	2.6	8.0	○ white	500	9019000000
H0.5/14D	0.50	20	14.0	8.0	1.0	2.6	10.0	○ white	500	9019010000
H0.5/16D	0.50	20	16.0	10.0	1.0	2.6	12.0	○ white	500	9019020000
H0.75/14	0.75	18	14.0	8.0	1.2	2.8	10.0	● light blue	500	9021040000
H0.75/16T	0.75	18	16.0	10.0	1.2	2.8	12.0	● light blue	500	9021050000
H0.75/18T	0.75	18	18.0	12.0	1.2	2.8	14.0	● light blue	500	9021060000
H1.0/14D	1.00	17	14.0	8.0	1.4	3.0	10.0	● red	500	9019080000
H1.0/16D	1.00	17	16.0	10.0	1.4	3.0	12.0	● red	500	9019100000
H1.0/18D	1.00	17	18.0	12.0	1.4	3.0	15.0	● red	500	9019110000
H1.5/16D	1.50	16	16.0	10.0	1.7	3.5	12.0	● black	500	9019130000
H1.5/18D	1.50	16	18.0	12.0	1.7	3.5	15.0	● black	500	9019140000
H2.5/24T	2.50	14	24.0	18.0	2.2	4.2	20.0	● grey	500	9021090000
H4.0/20T	4.00	12	20.0	12.0	2.8	4.8	14.0	● orange	500	9021110000
H6.0/20T	6.00	10	20.0	12.0	3.5	6.3	14.0	● green	100	9021130000
H10.0/22T	10.00	7	22.0	12.0	4.5	7.6	15.0	● brown	100	9021150000
H16.0/24T	16.00	6	24.0	12.0	5.8	8.8	15.0	○ white	100	9021170000
H16.0/28T	16.00	6	28.0	18.0	5.8	8.8	21.0	○ white	100	9021180000

Accessories – Wire end ferrules with plastic collar, special sizes



- Especially suitable for the Push In terminal blocks with the widths of 5.1 mm and 8 mm
- Polypropylene conical cable entry
- Heat-resistant up to 105 °C
- Cable entry made from a not readily flammable material on request

For conductors from 4 – 10 mm² (AWG 12 – 7)
 Tin-plated copper
 Dimensional tolerances to DIN 46228 part 4

Weidmüller/DIN colour code

packed loose

Ordering data

Type	Cross-section, mm ²	AWG	L1	L2	D1	D2	Stripping length	Colour	Qty.	Order No.
H4.0/20DS	4.00	12	20.0	12.0	2.9	4.7	14.0	● grey	500	9203630000
H10.0/22S	10.00	7	22.0	12.0	4.6	7.1	14.0	● ivory	100	9203620000